

## Simulation of 3d granular dissipative gas under different kinds of excitations & with different number of balls $N$

**Result 10:**  $V_z$  sum as a function of  $z$ , for different  $e= 0.7$  to  $0.9$  and saw-tooth excitation,

**R. Liu<sup>1</sup>, M. Hou<sup>2</sup>, P. Evesque**

Lab MSSMat, UMR 8579 CNRS, Ecole Centrale Paris  
92295 CHATENAY-MALABRY, France, e-mail: [pierre.evesque@ecp.fr](mailto:pierre.evesque@ecp.fr)

### Abstract:

*This group of papers publishes a series of simulations on the dynamics of  $N$  equal-size spheres ( $D=1$ ) in a 3d rectangular cell ( $L_x=20D$ ,  $L_y=20D$ ,  $L_z=60D$ ) excited along  $z$  in 0 gravity. ( $N=100, 500, 1000, 1200, 2000, 3000, 4000, 4500$ ). Different  $Oz$  excitation kinds have been used (symmetric and non symmetric bi-parabolic, symmetric and non symmetric saw teeth, thermal wall). No rotation is included, dissipation is introduced via a restitution coefficient  $e = -V'_n/V_n$ , where  $V'_n$  and  $V_n$  are the relative ball speed along normal to ball centres after and before collision.*

**Pacs # : 5.40 ; 45.70 ; 62.20 ; 83.70.Fn**

Recently, much work has been done to simulate dissipative granular gas in 0g [1] which looks coherent with classic continuous theoretical approach [2]. However, experimental results obtained with rocket experiment (Mini-Texus 5, Maxus 5, Maxus 7) or Airbus A300-0G (Novespace) as well as satellite SJ-8 have found [3] some disagreement with these classical publications and understanding [4, 5]. Few other results [6,7] contradict the common statement [1,2] and/or is in agreement with our simulations [7].

The goal of these simulations is to demonstrate that behaviour of granular dissipative gas is more complex (i) than what can think at first sight, (ii) that the role of boundary collisions can be observed directly on the ball dynamics and (iii) that the system can not be understood as a system controlled by a single temperature at a given positions.

### Figure symbols and abbreviations:

$e=0.9$ : coefficient of restitution  $e = 0.9$   
BP: bi-parabolic driving  
Sym: symmetrical driving

$N^{***}$ : number of particles  $N = ***$   
ST: saw-tooth driving  
Nsym: Non-symmetrical driving

Protocol is given in appendix. Data are reported for a given physical quantity ( $n(z)$ , pdf,...) as a function of the ball number in the cell and for a given restitution coefficient  $e$  and a given wall driving. Then  $e$  is varied. Then driving is varied. The data are divided in papers, which are divided into driving cases label A , B and subdivided into sections corresponding to different  $e$  (0.7,0.8, 0.9).

### 1) Non-symmetric saw-tooth excitation

#### 1.1) with $e = 0.7$

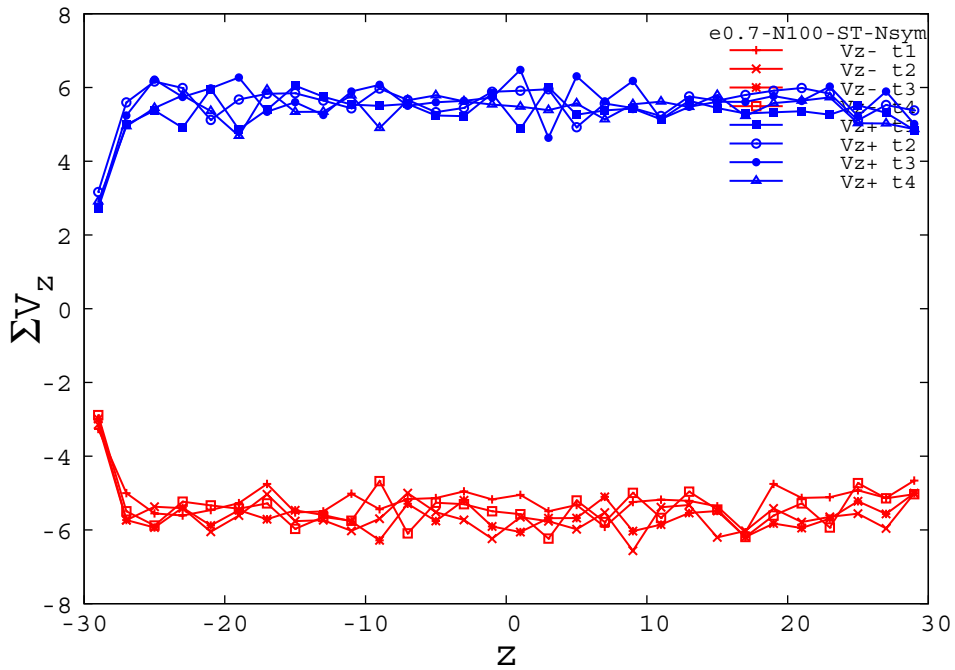


Figure 1.1 - 1: Simulations of granular gas in 3d rectangular cell

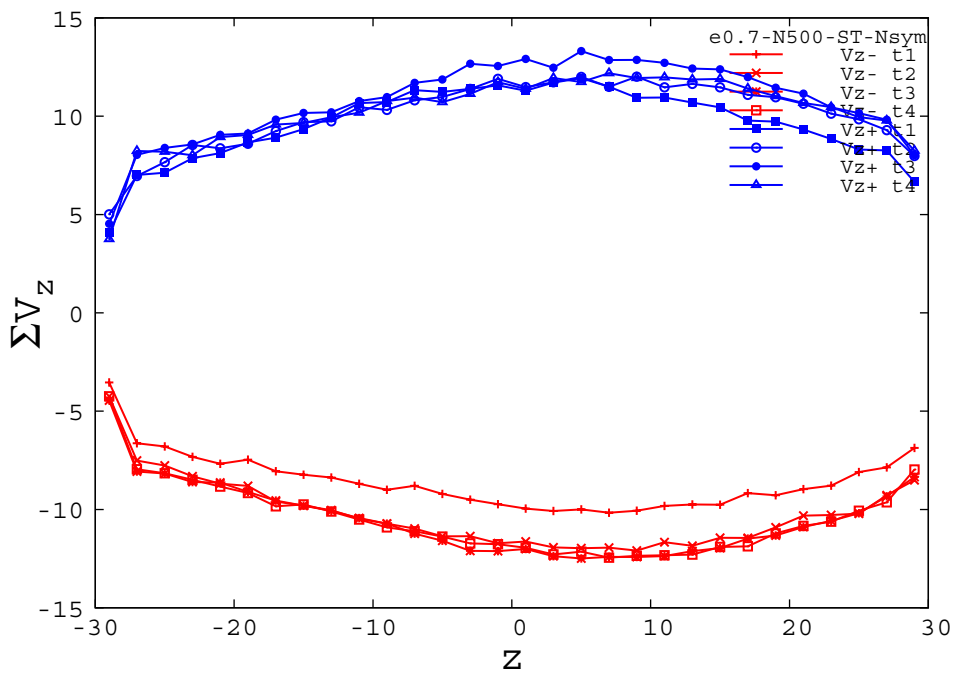


Figure 1.1 - 2: Simulations of granular gas in 3d rectangular cell

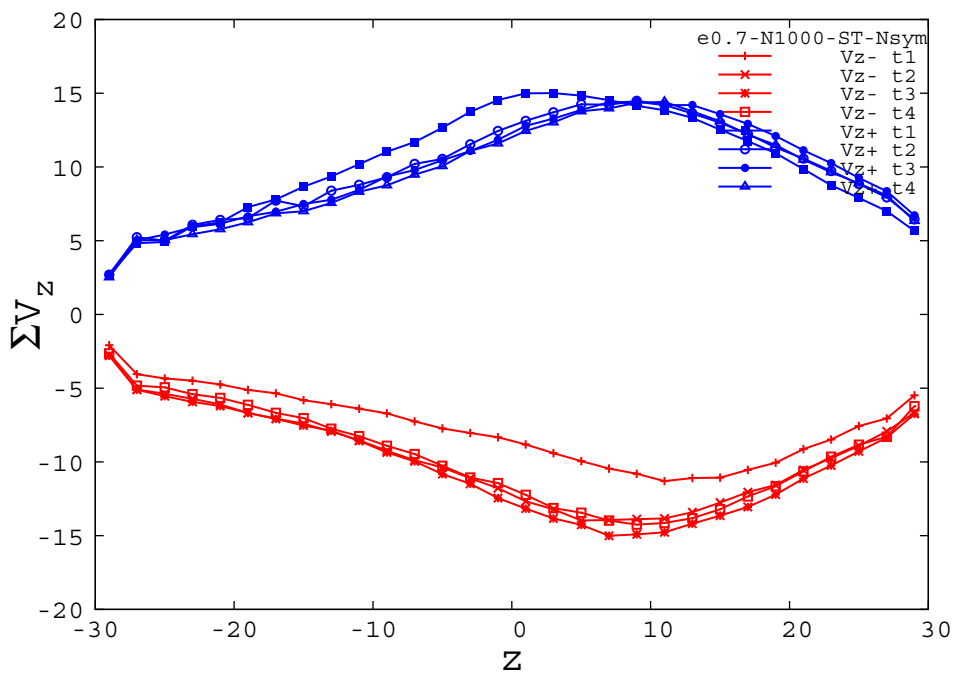


Figure 1.1 - 3: Simulations of granular gas in 3d rectangular cell

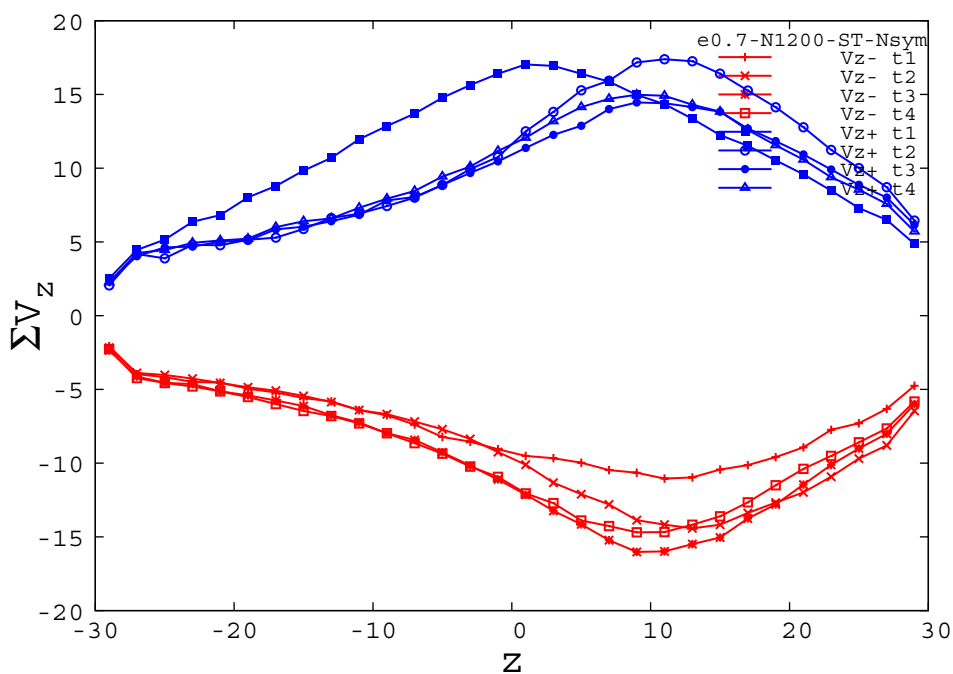


Figure 1.1 - 4: Simulations of granular gas in 3d rectangular cell

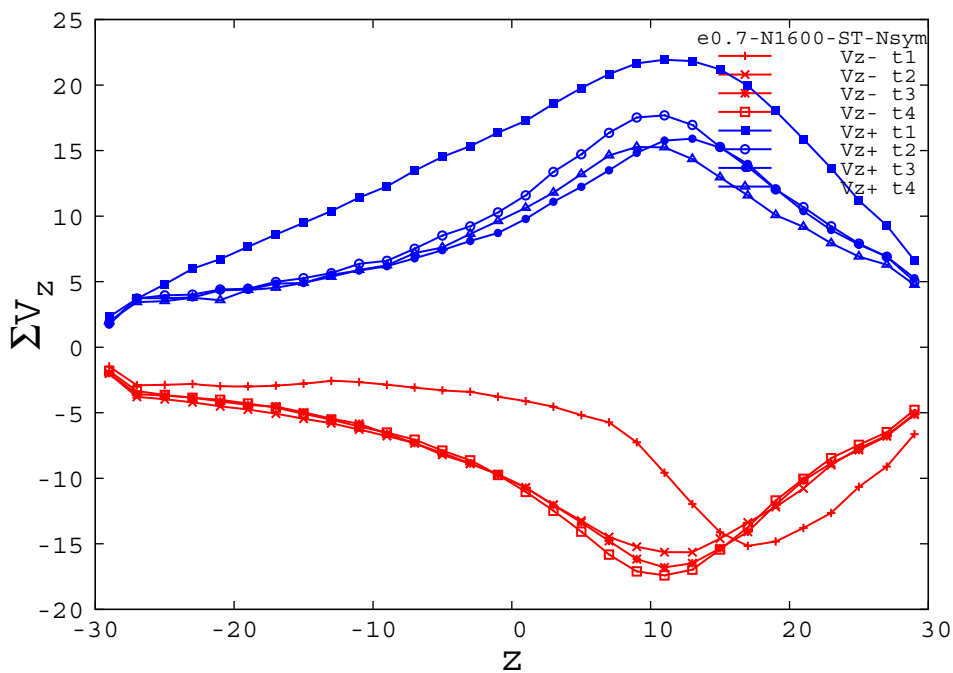


Figure 1.1 - 5: Simulations of granular gas in 3d rectangular cell

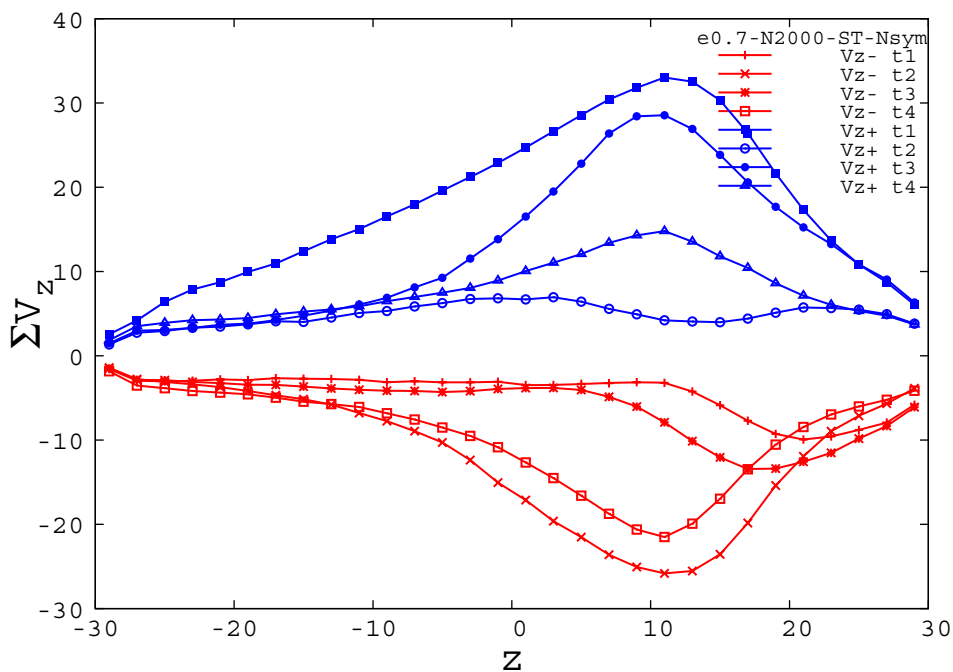


Figure 1.1 - 6: Simulations of granular gas in 3d rectangular cell

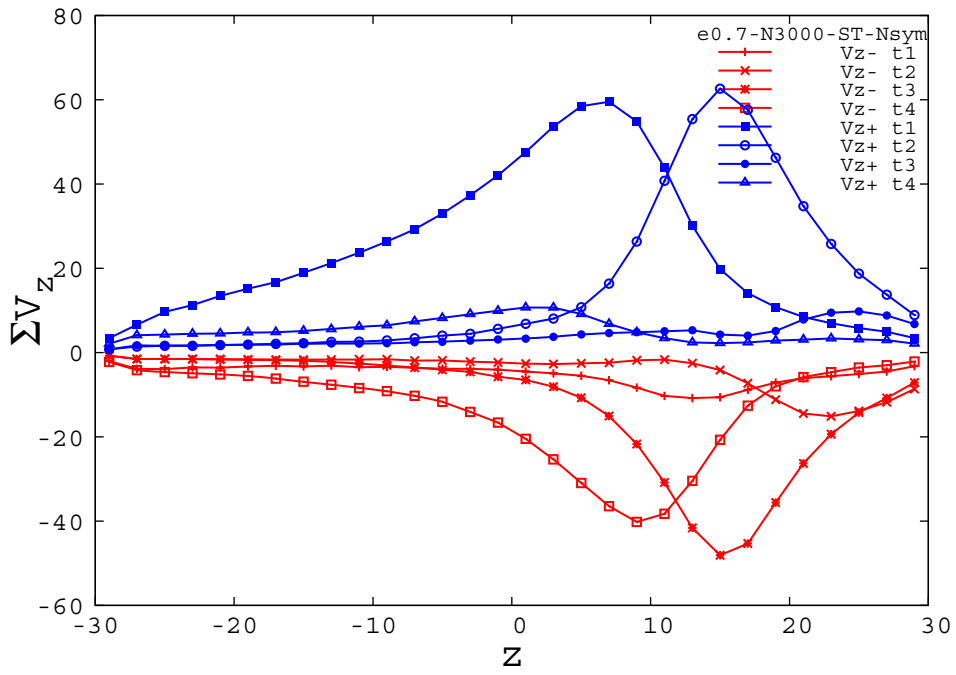


Figure 1.1 - 7: Simulations of granular gas in 3d rectangular cell

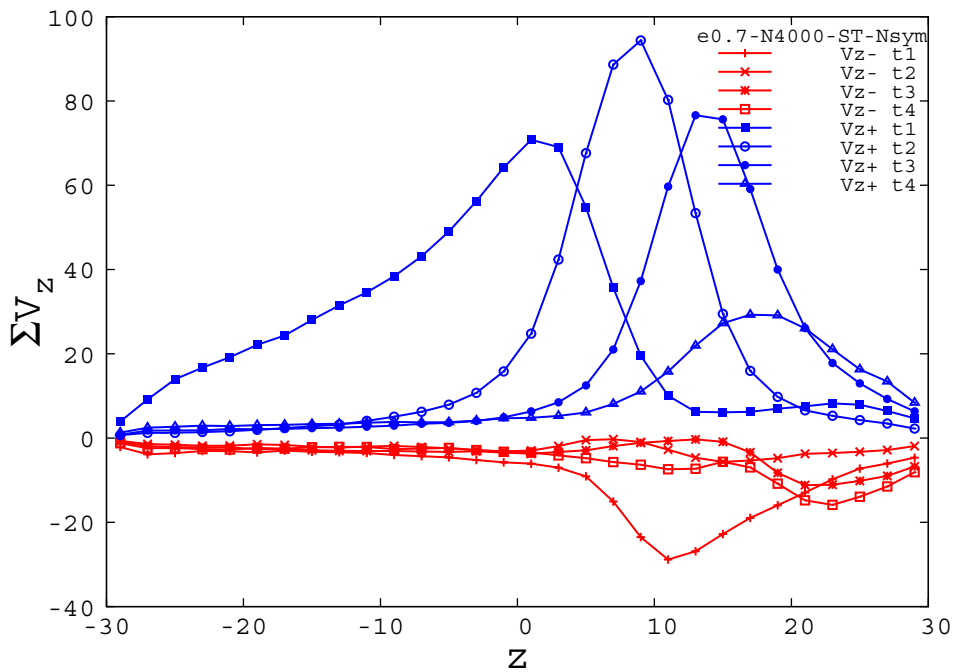


Figure 1.1 - 8: Simulations of granular gas in 3d rectangular cell

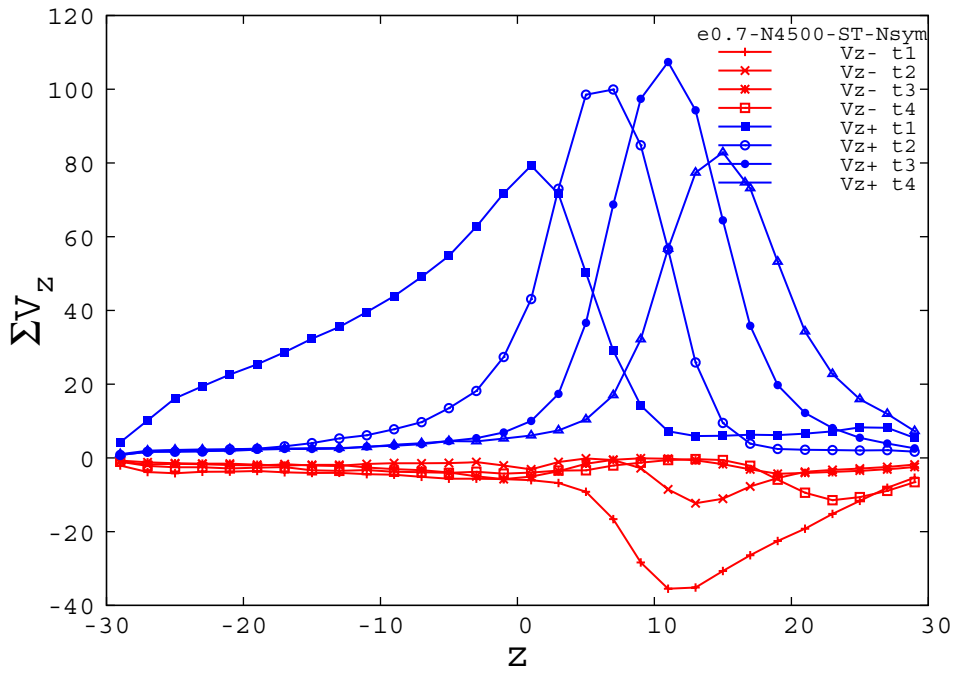


Figure 1.1 - 9: Simulations of granular gas in 3d rectangular cell

1.2) with  $e = 0.8$

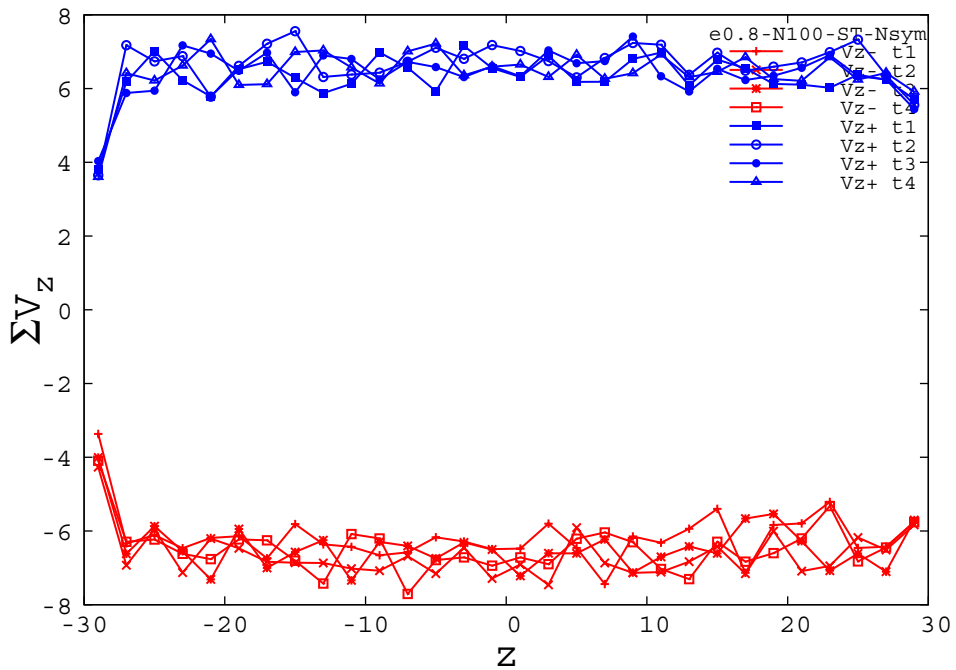


Figure 1.2 - 1: Simulations of granular gas in 3d rectangular cell

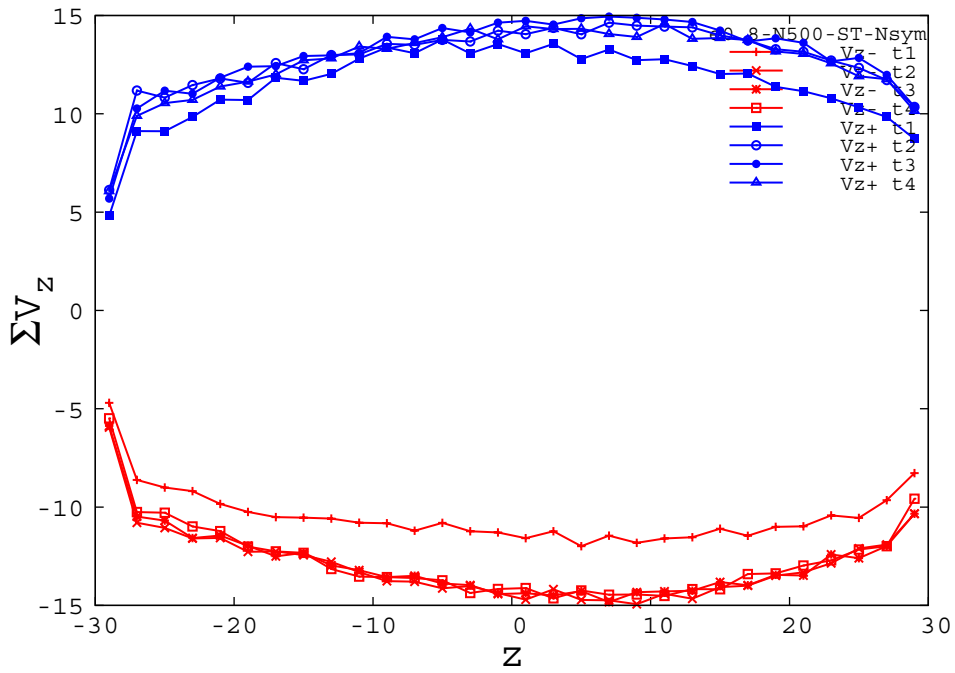


Figure 1.2 - 2: Simulations of granular gas in 3d rectangular cell

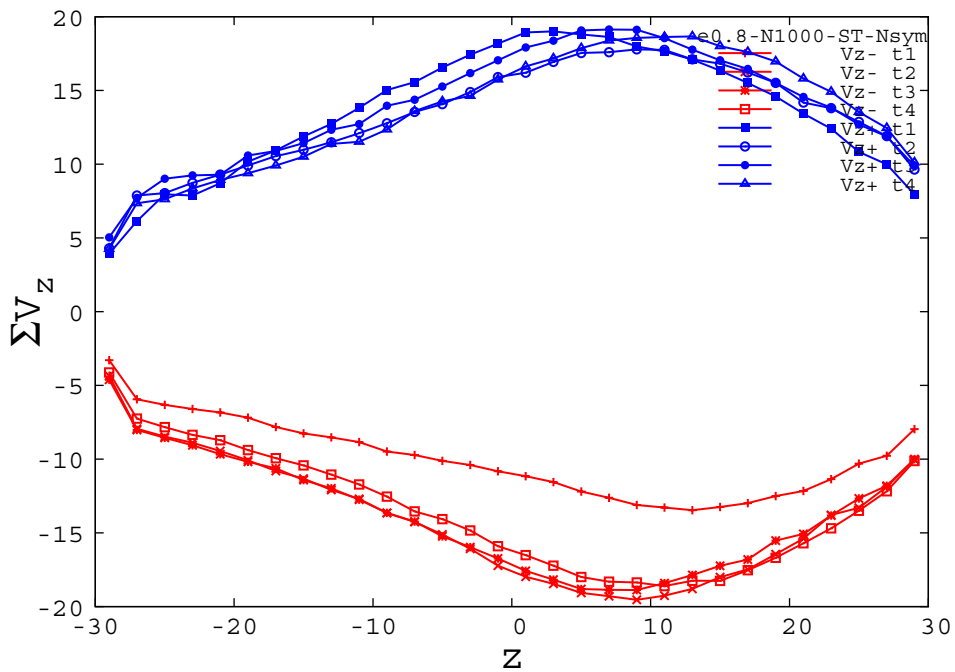


Figure 1.2 - 3: Simulations of granular gas in 3d rectangular cell

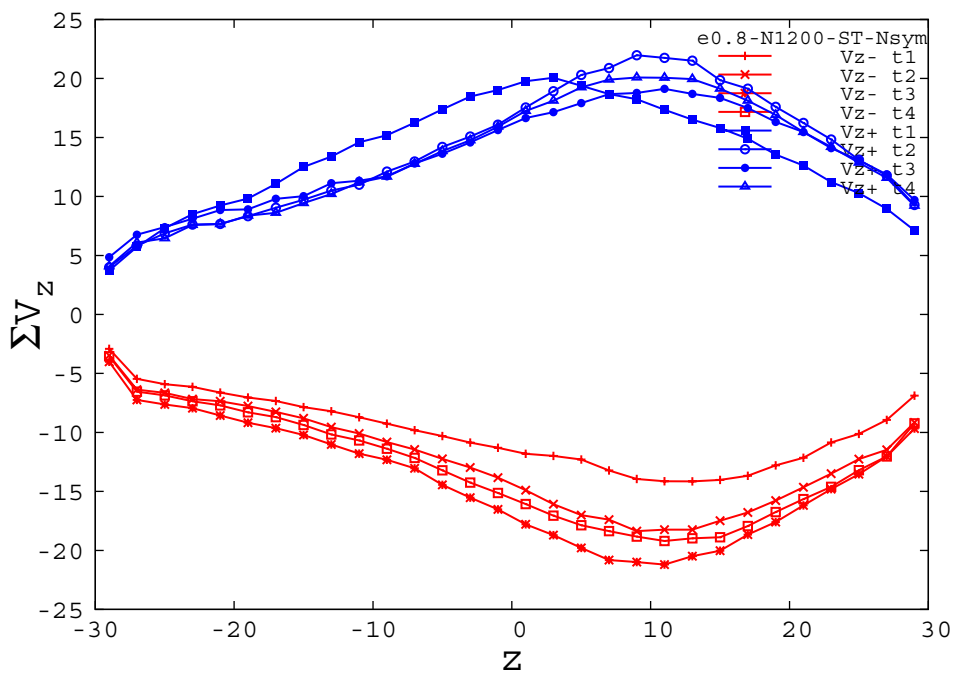


Figure 1.2 - 4: Simulations of granular gas in 3d rectangular cell

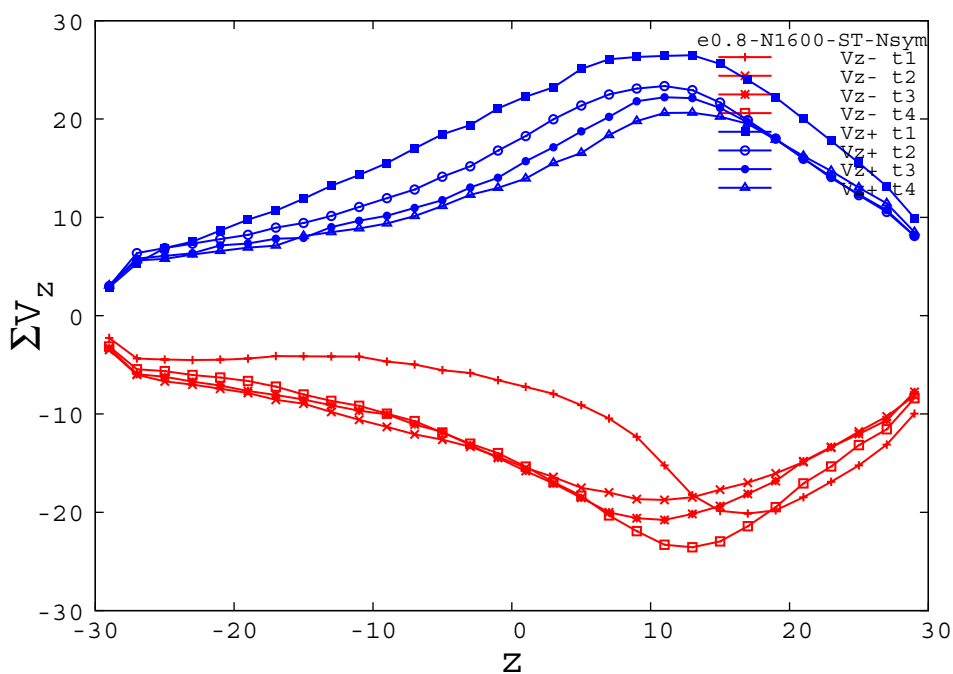


Figure 1.2 - 5: Simulations of granular gas in 3d rectangular cell



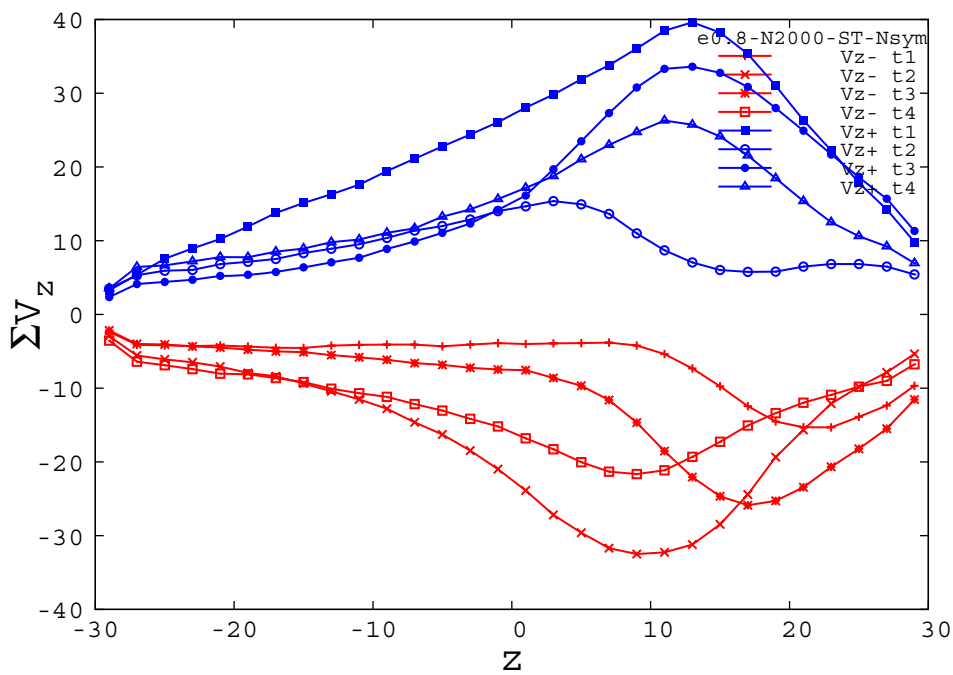


Figure 1.2 - 6: Simulations of granular gas in 3d rectangular cell

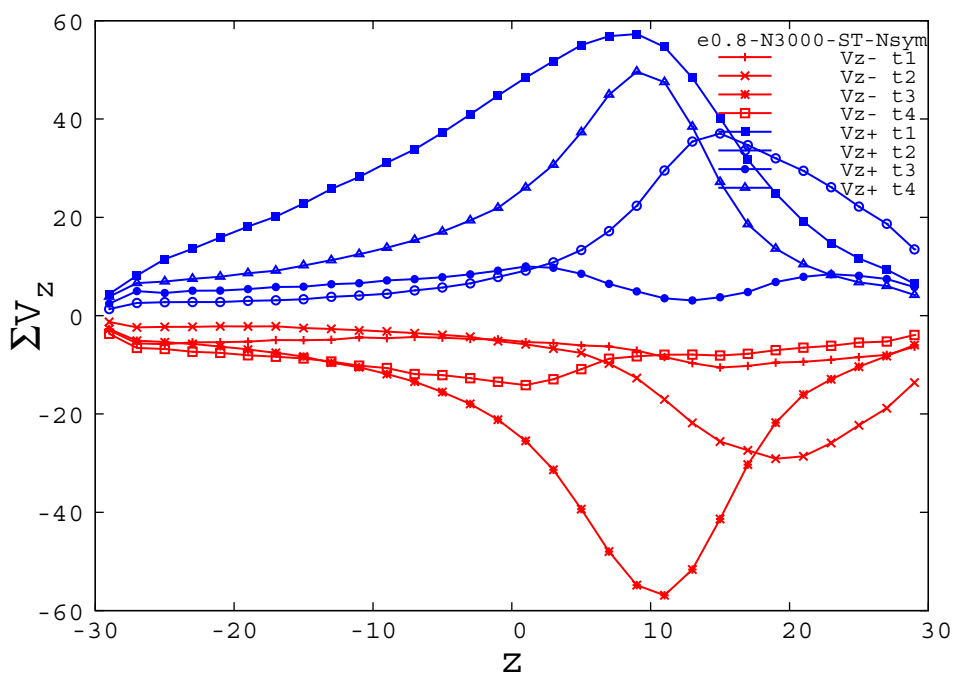


Figure 1.2 - 7: Simulations of granular gas in 3d rectangular cell

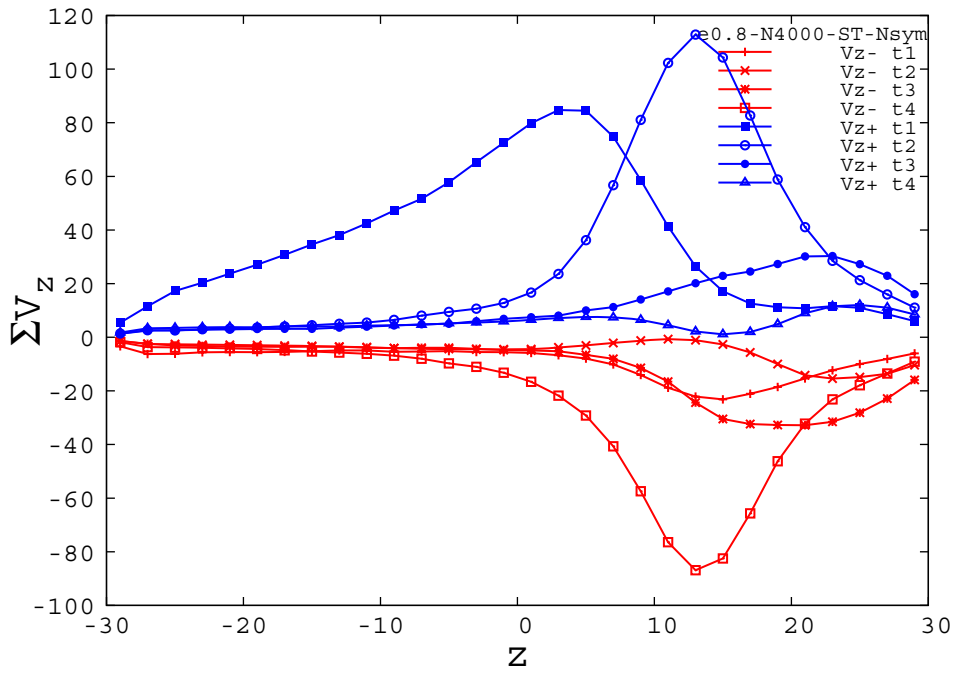


Figure 1.2 - 8: Simulations of granular gas in 3d rectangular cell

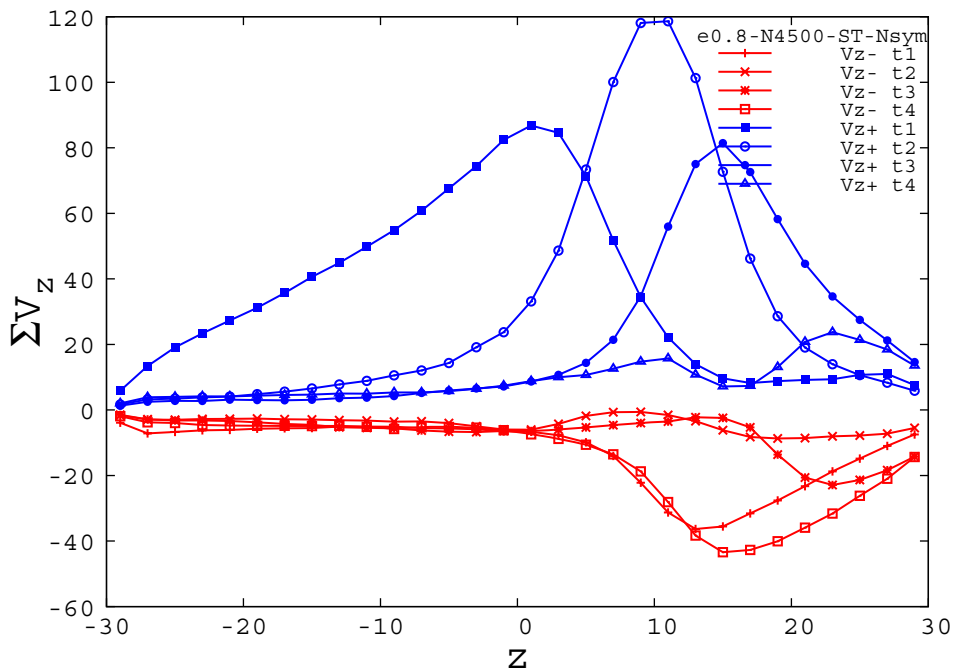


Figure 1.2 - 9: Simulations of granular gas in 3d rectangular cell

1.3) with  $e = 0.9$

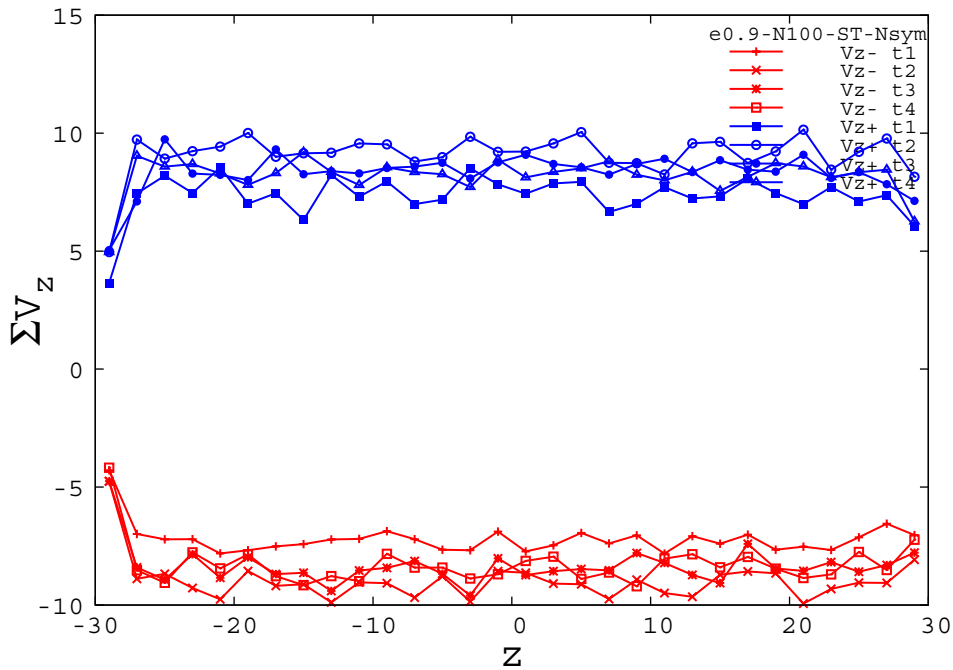


Figure 1.3 - 1: Simulations of granular gas in 3d rectangular cell

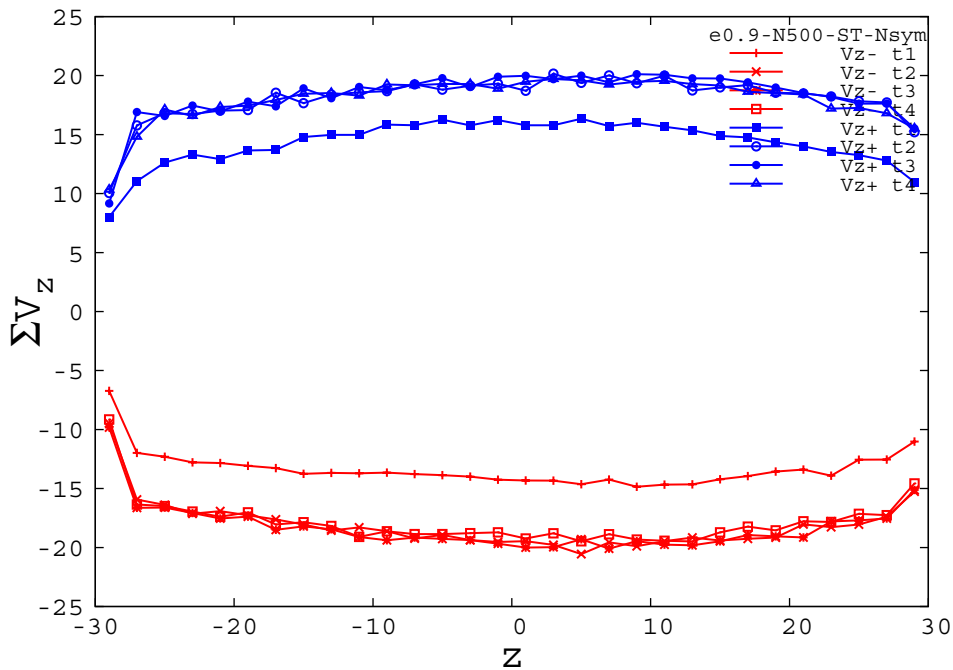


Figure 1.3 - 2: Simulations of granular gas in 3d rectangular cell

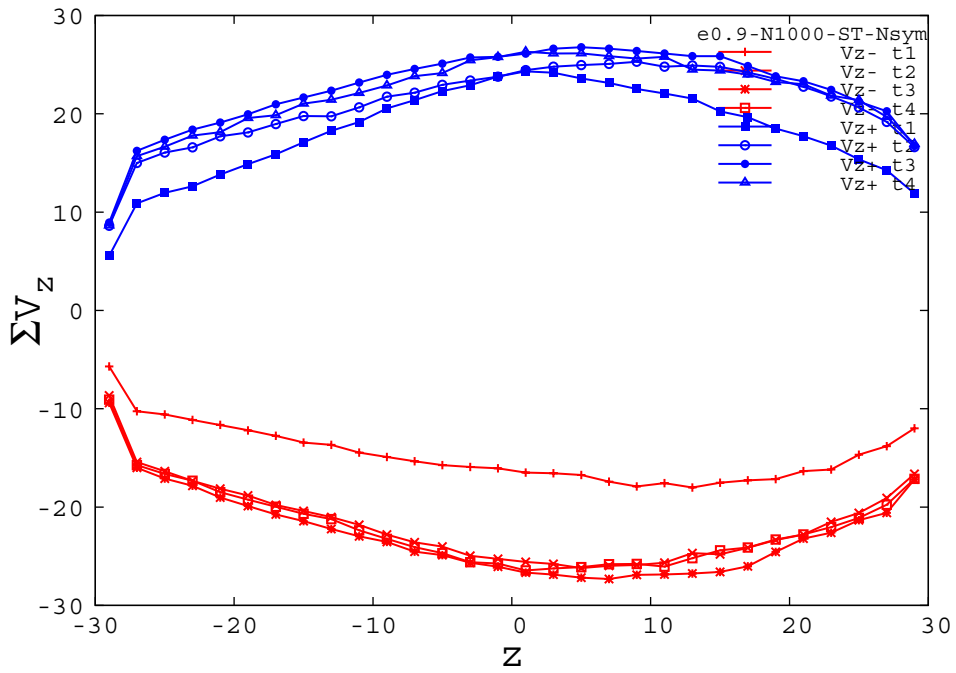


Figure 1.3 - 3: Simulations of granular gas in 3d rectangular cell

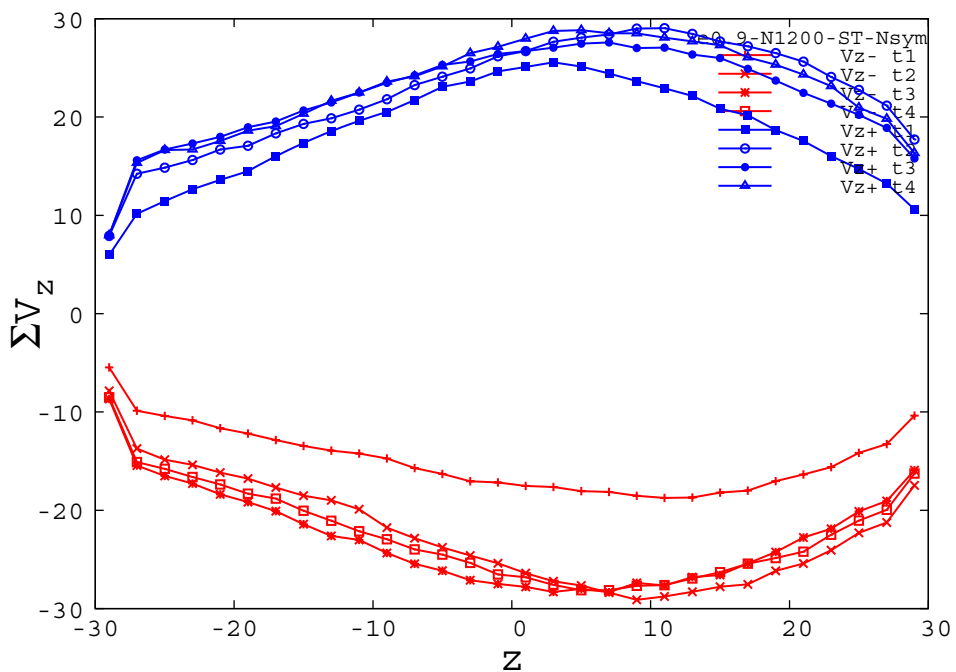


Figure 1.3 - 4: Simulations of granular gas in 3d rectangular cell

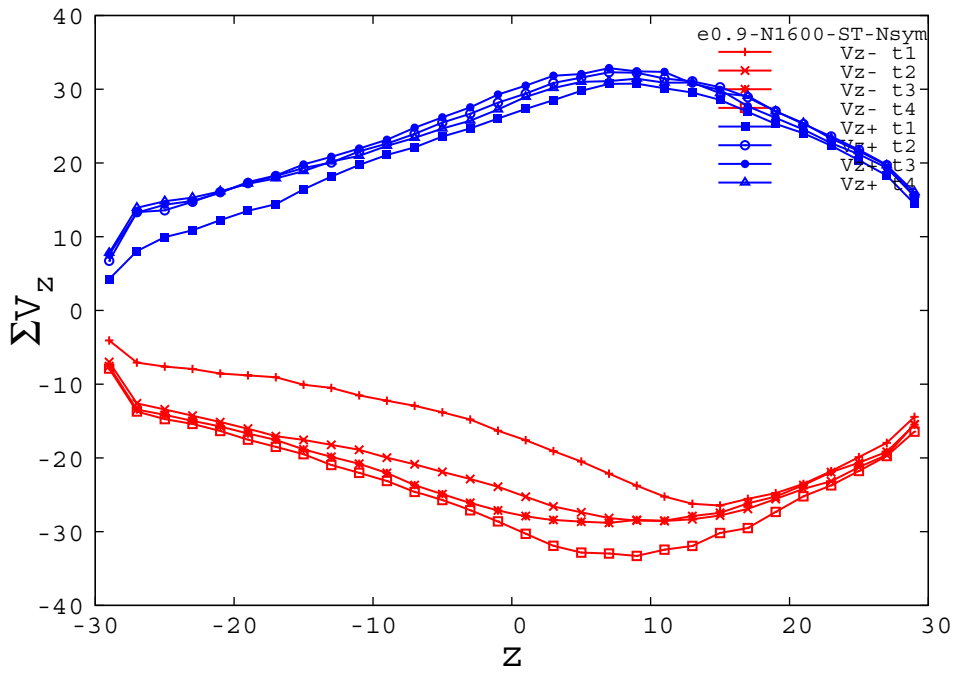


Figure 1.3 - 5: Simulations of granular gas in 3d rectangular cell

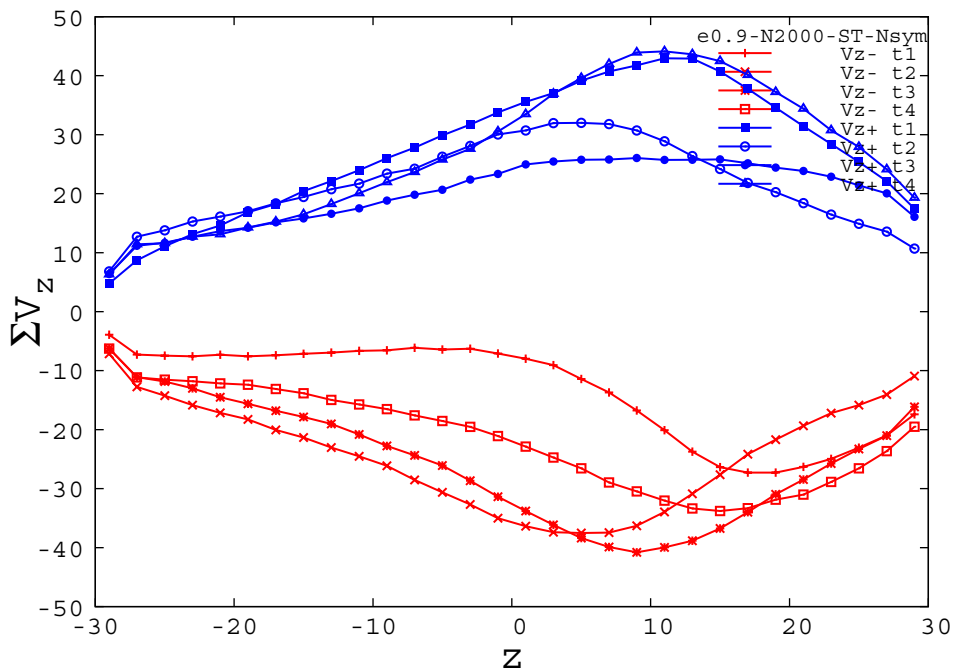


Figure 1.3 - 6: Simulations of granular gas in 3d rectangular cell

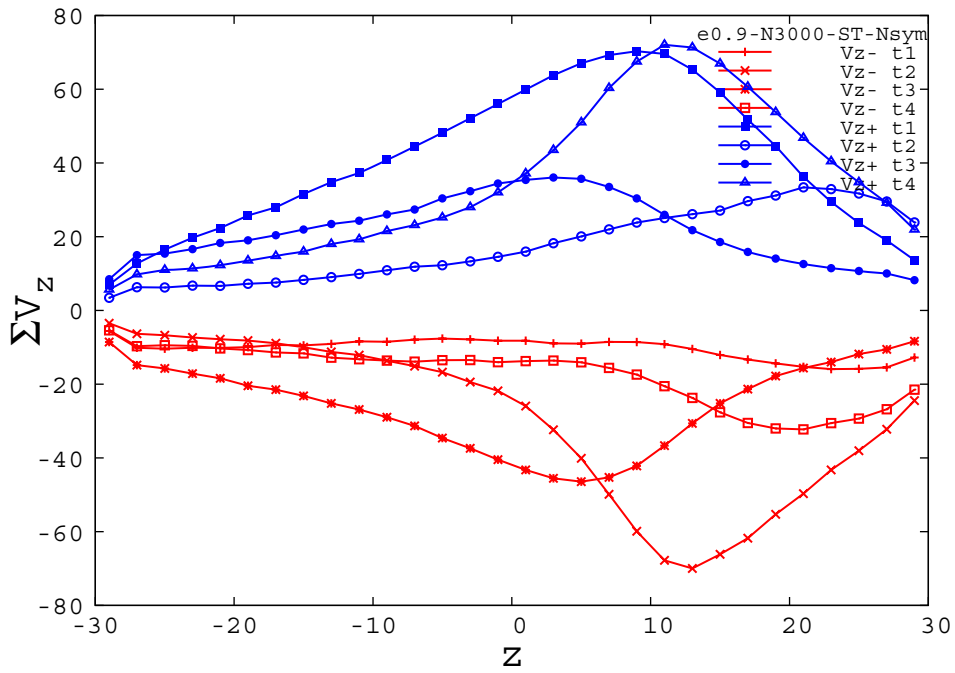


Figure 1.3 - 7: Simulations of granular gas in 3d rectangular cell

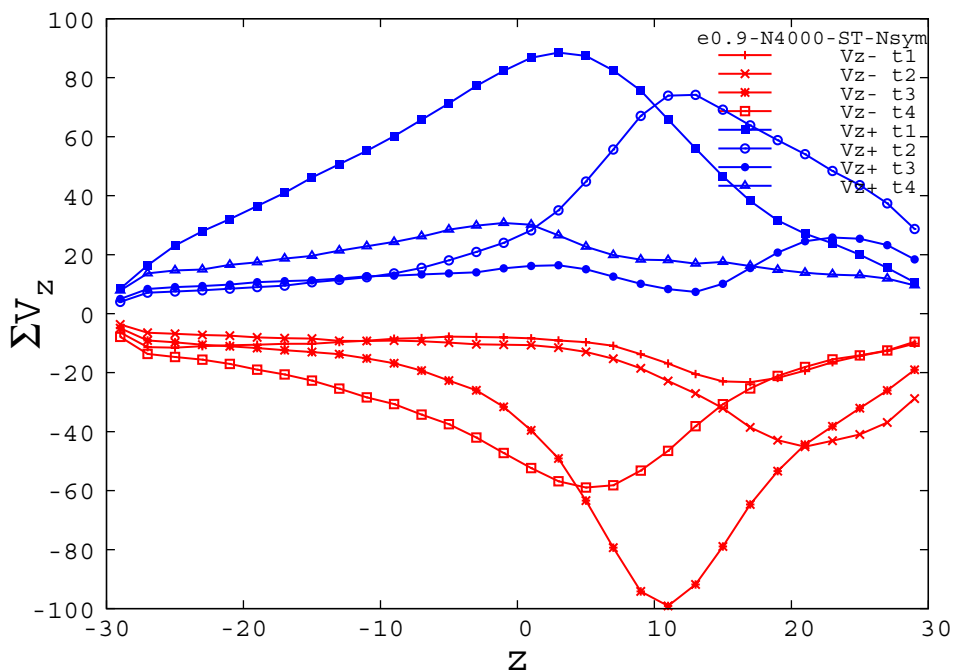


Figure 1.3 - 8: Simulations of granular gas in 3d rectangular cell

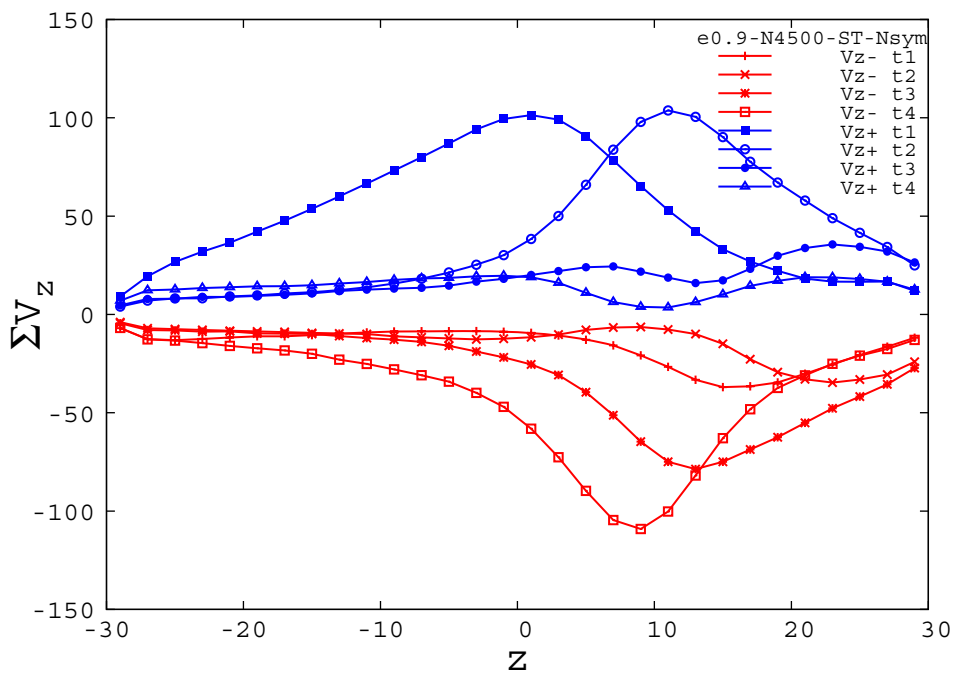


Figure 1.3 - 9: Simulations of granular gas in 3d rectangular cell

## 2) Symmetric saw-tooth excitation

### 2.1) with $e = 0.7$

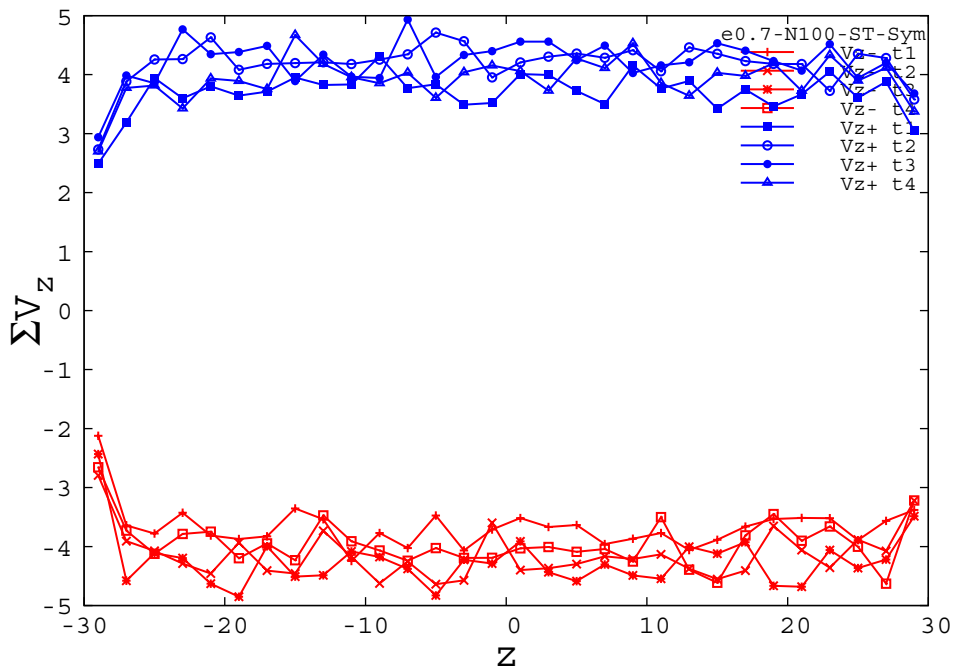


Figure 2.1 - 1: Simulations of granular gas in 3d rectangular cell

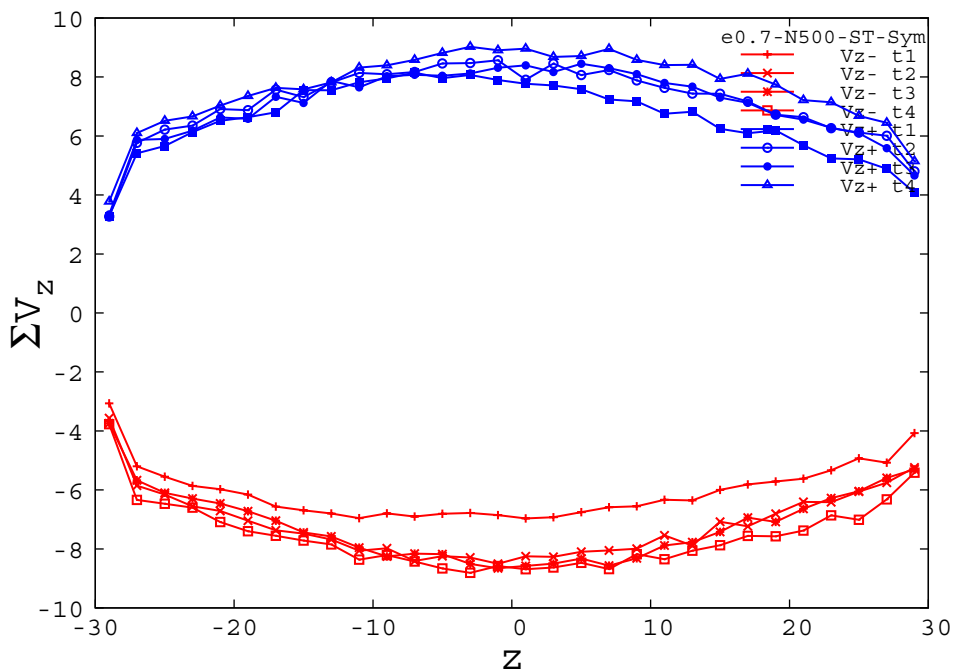


Figure 2.1 - 2: Simulations of granular gas in 3d rectangular cell



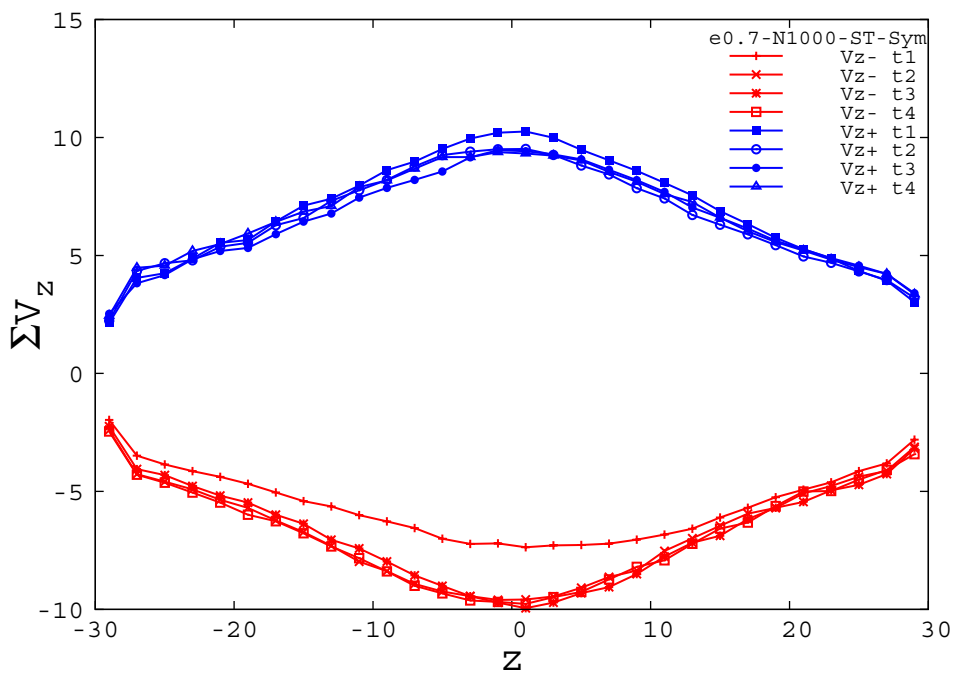


Figure 2.1 - 3: Simulations of granular gas in 3d rectangular cell

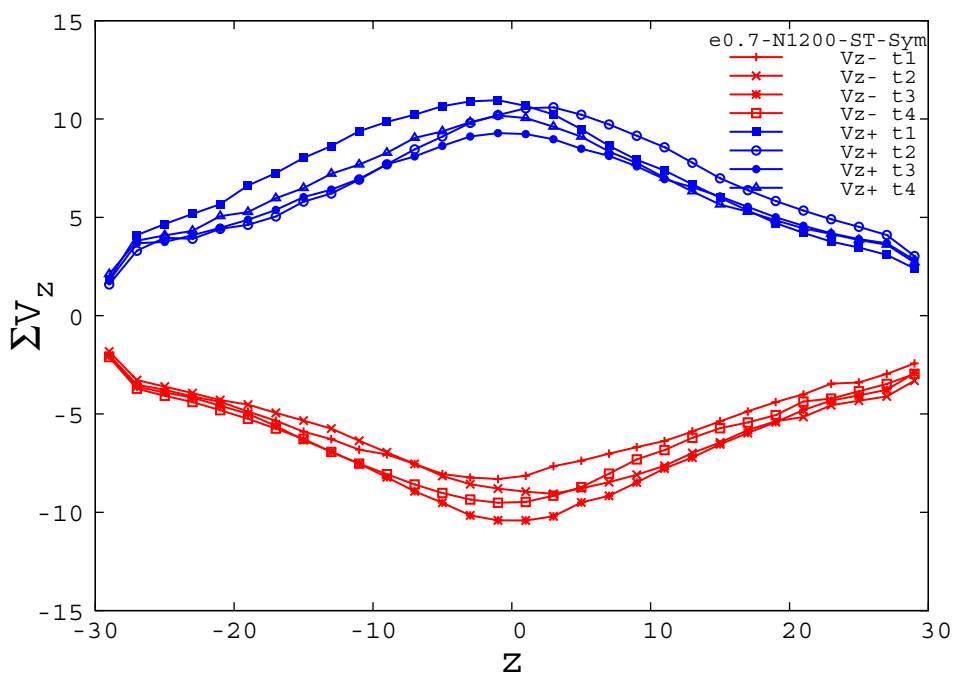


Figure 2.1 - 4: Simulations of granular gas in 3d rectangular cell

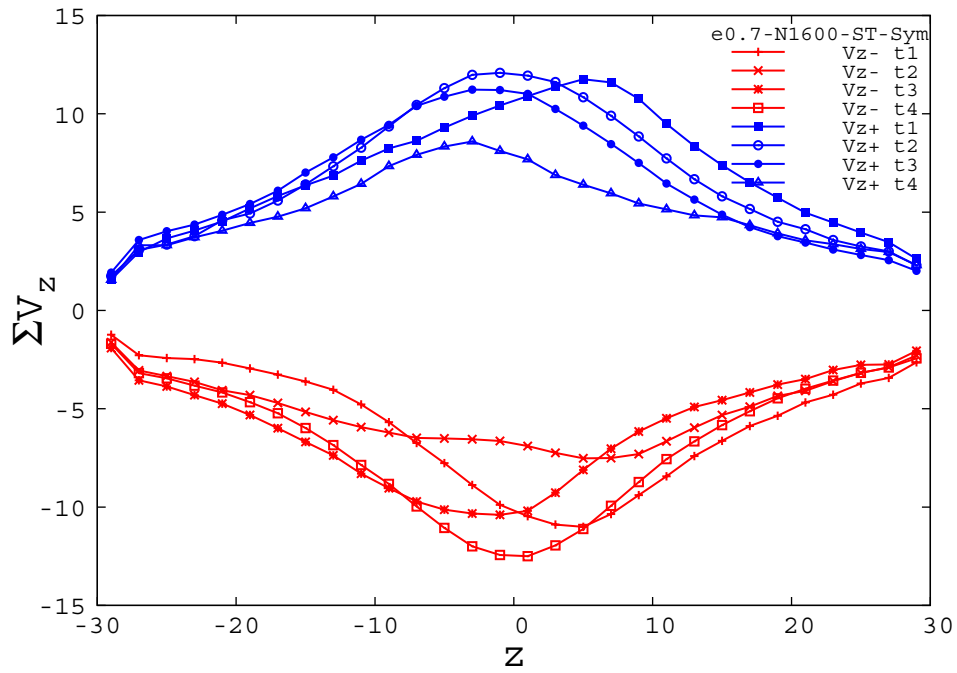


Figure 2.1 - 5: Simulations of granular gas in 3d rectangular cell

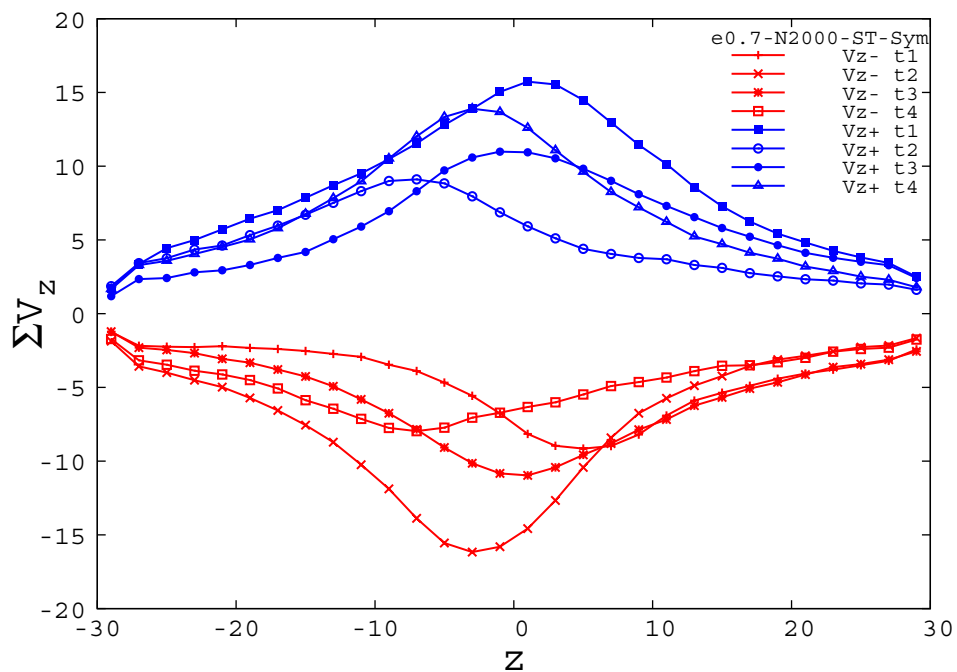


Figure 2.1 - 6: Simulations of granular gas in 3d rectangular cell

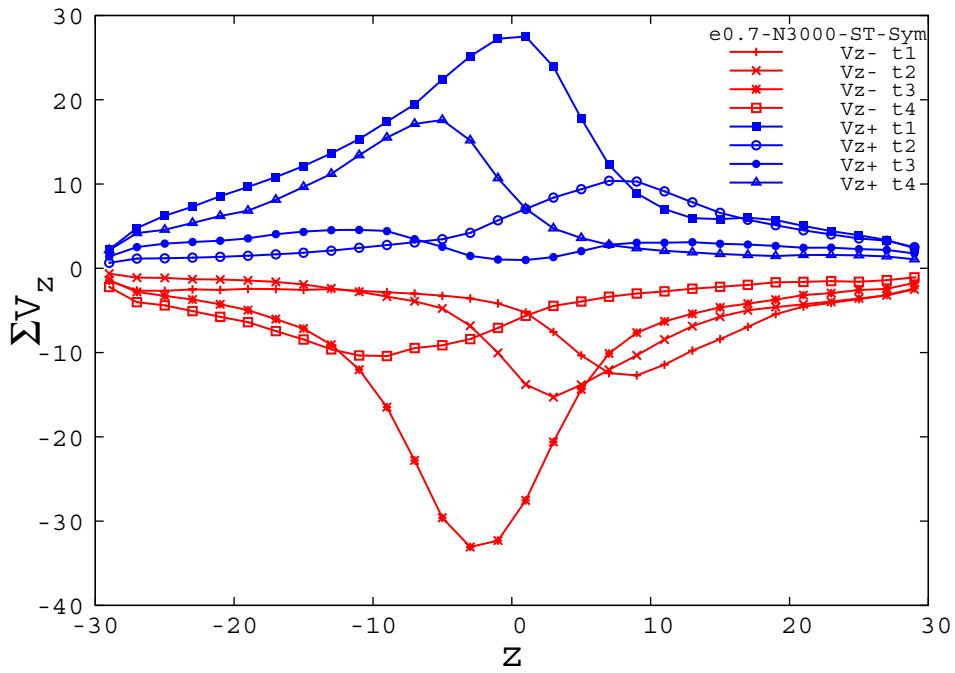


Figure 2.1 - 7: Simulations of granular gas in 3d rectangular cell

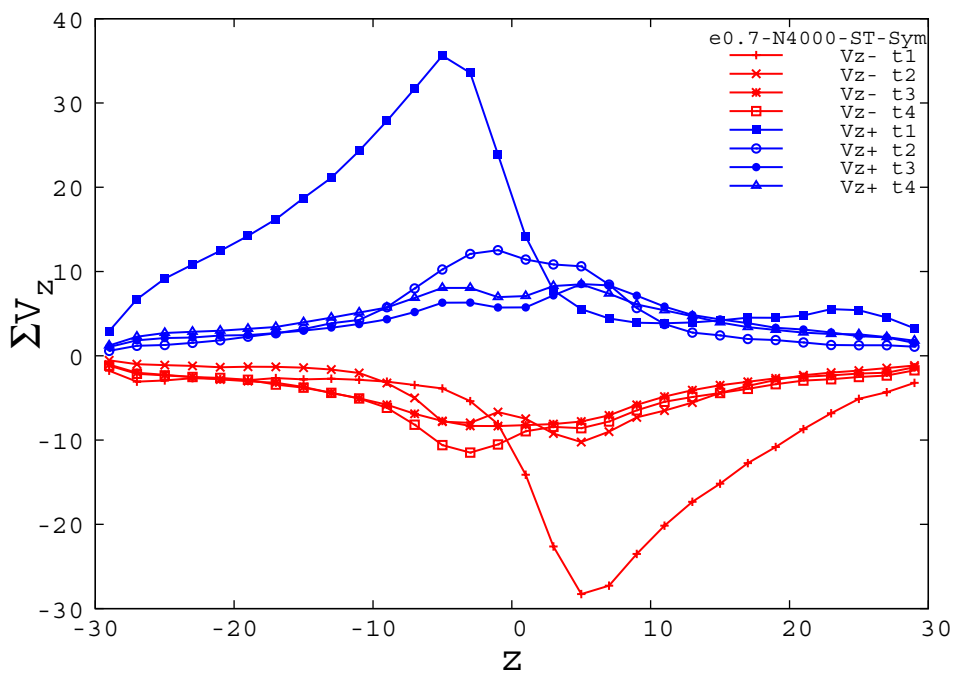


Figure 2.1 - 8: Simulations of granular gas in 3d rectangular cell

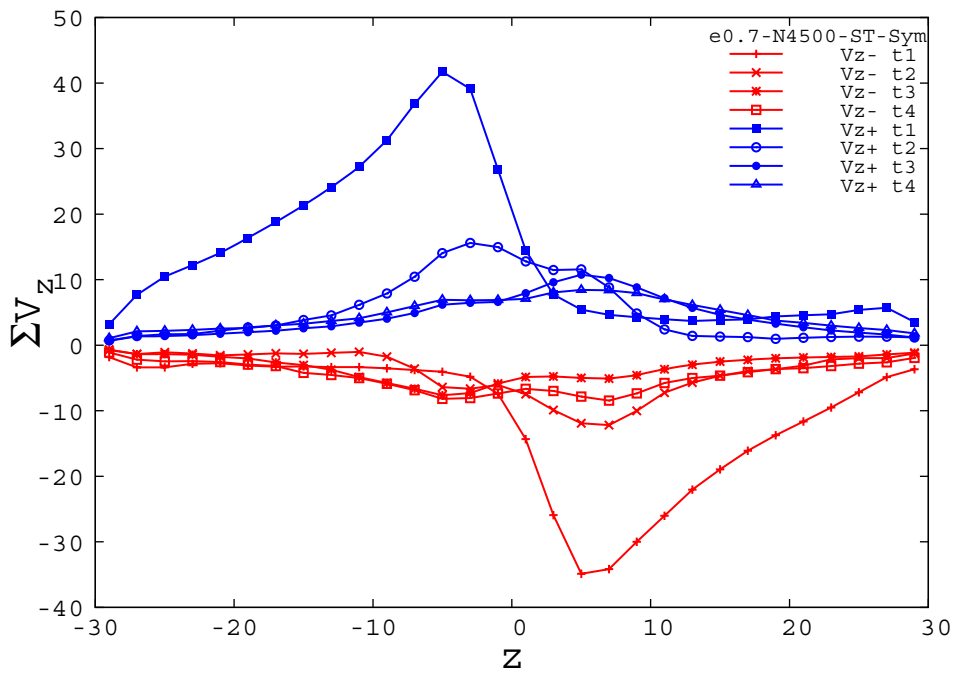


Figure 2.1 - 9: Simulations of granular gas in 3d rectangular cell

2.2) with  $e = 0.8$

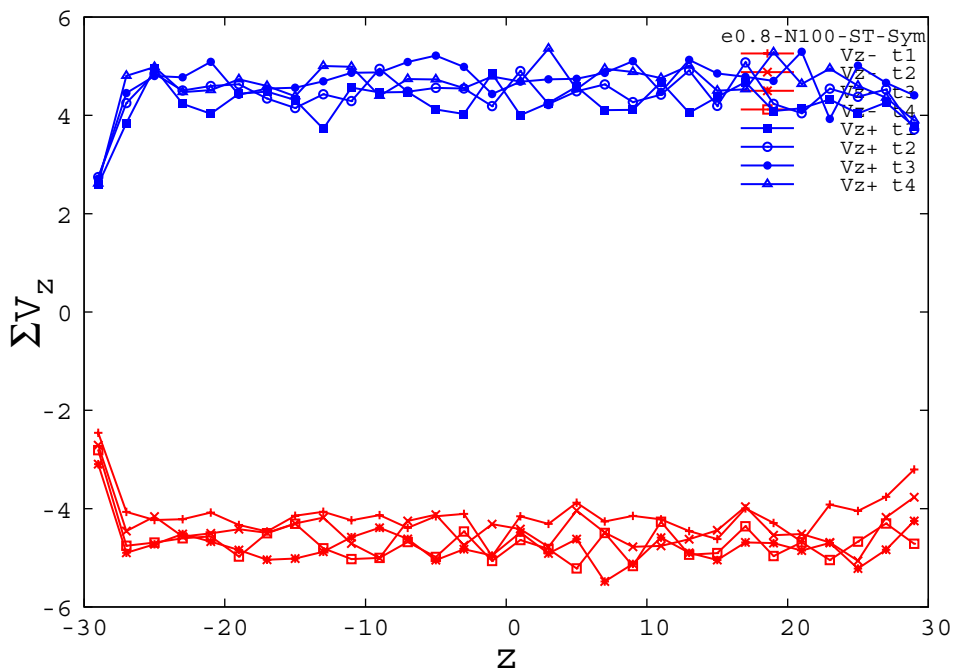


Figure 2.2 - 1: Simulations of granular gas in 3d rectangular cell

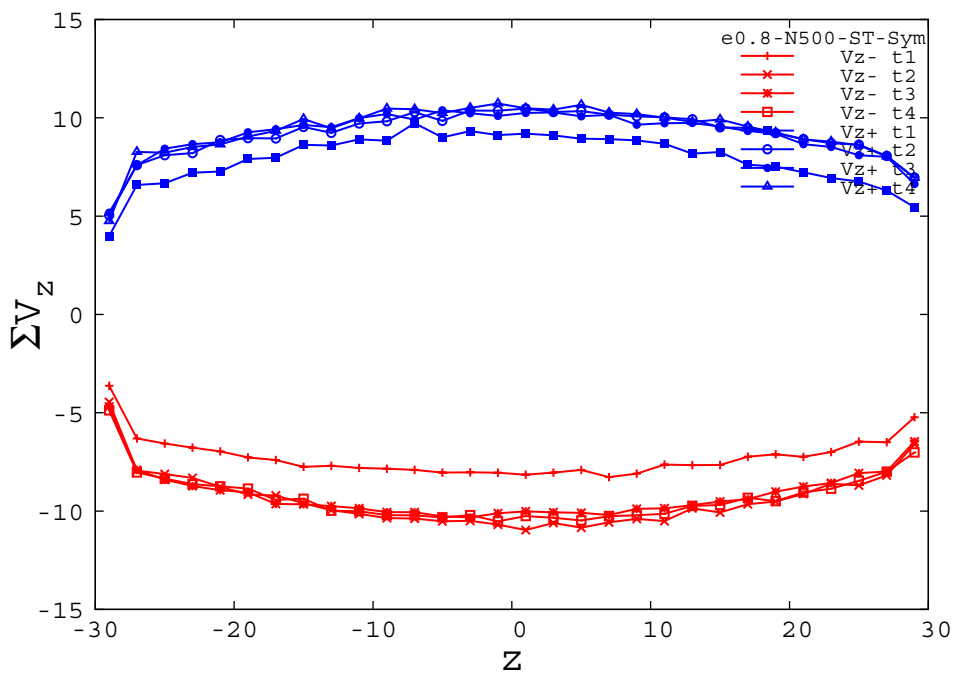


Figure 2.2 - 2: Simulations of granular gas is 3d rectangular cell

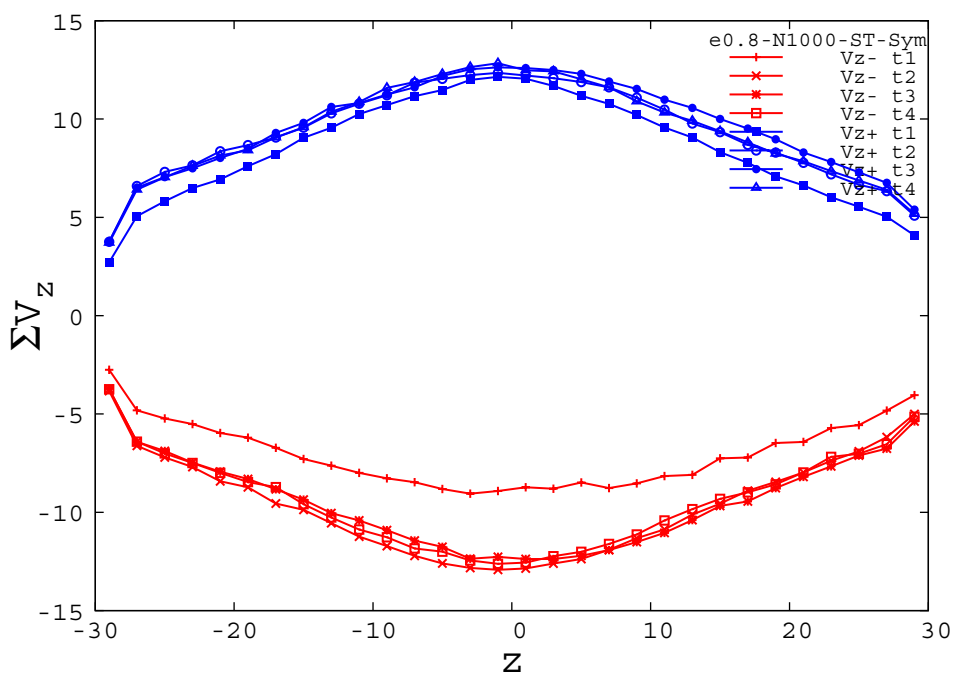


Figure 2.2 - 3: Simulations of granular gas is 3d rectangular cell

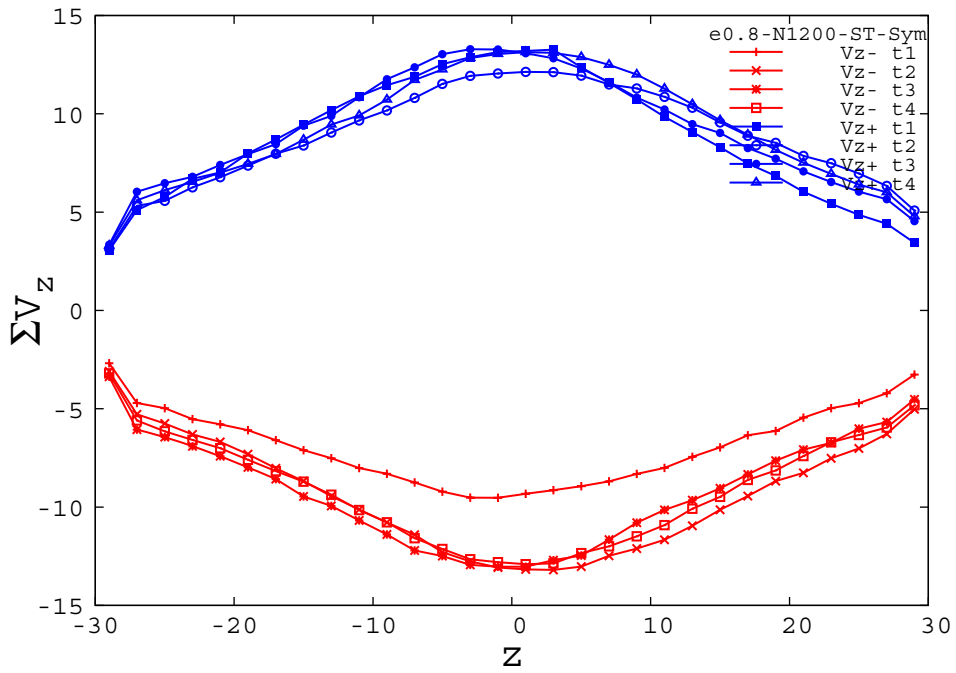


Figure 2.2 - 4: Simulations of granular gas in 3d rectangular cell

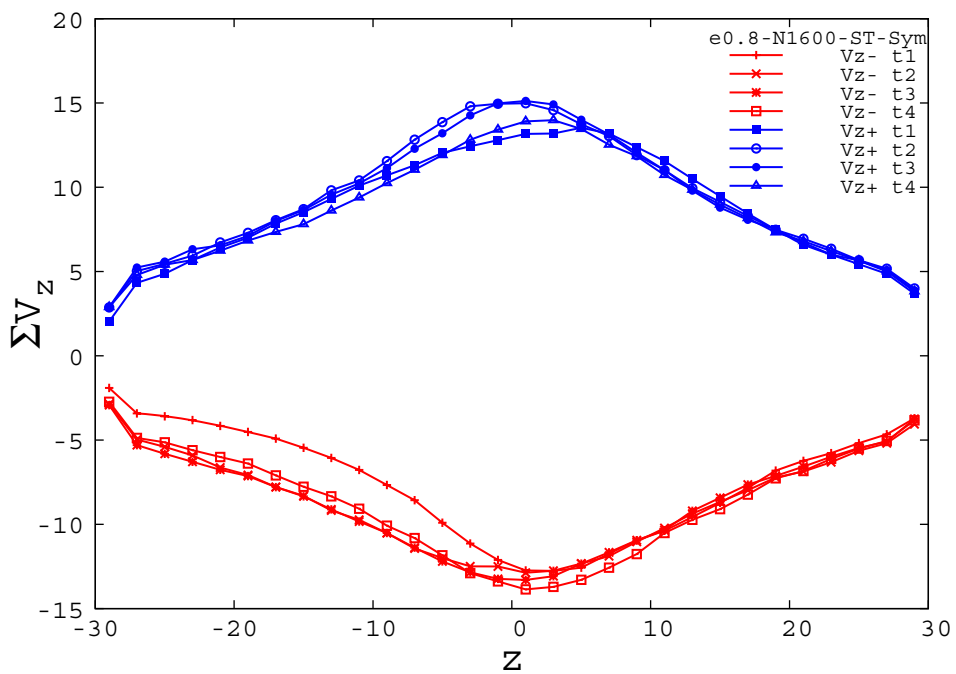


Figure 2.2 - 5: Simulations of granular gas in 3d rectangular cell

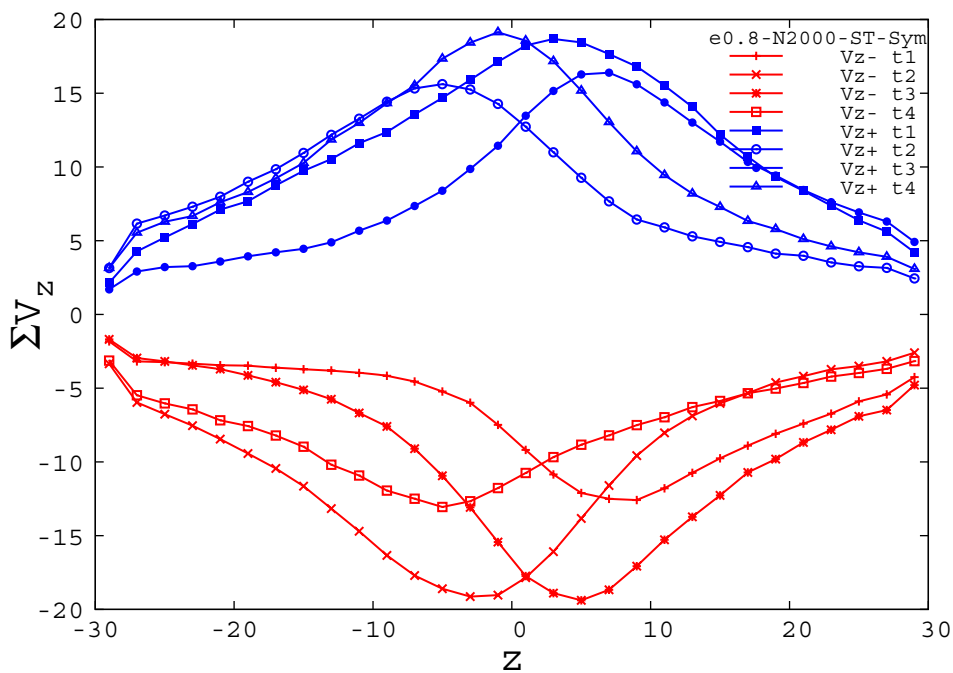


Figure 2.2 - 6: Simulations of granular gas in 3d rectangular cell

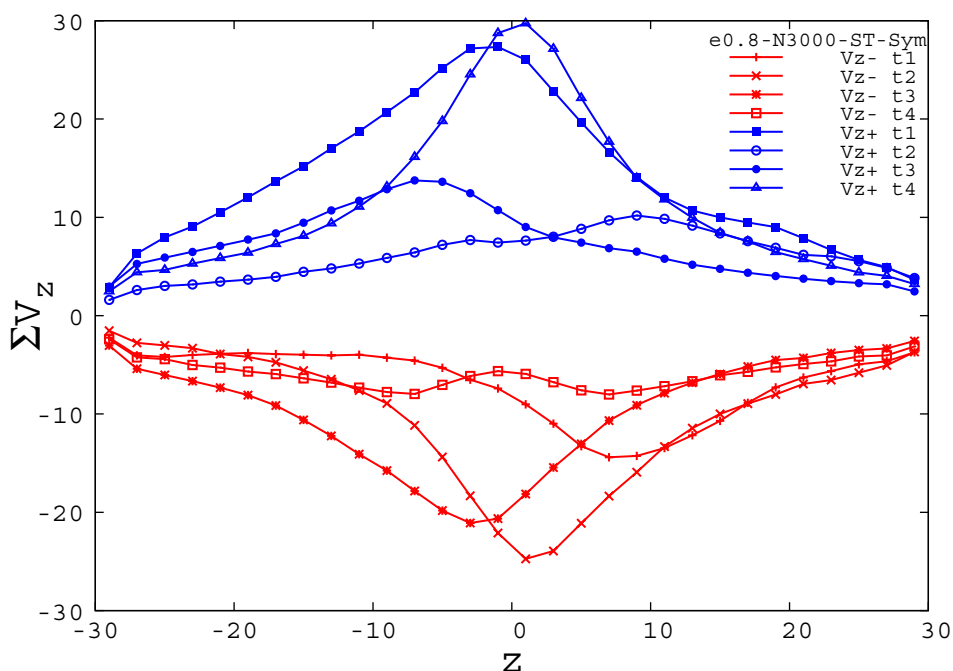


Figure 2.2 - 7: Simulations of granular gas in 3d rectangular cell

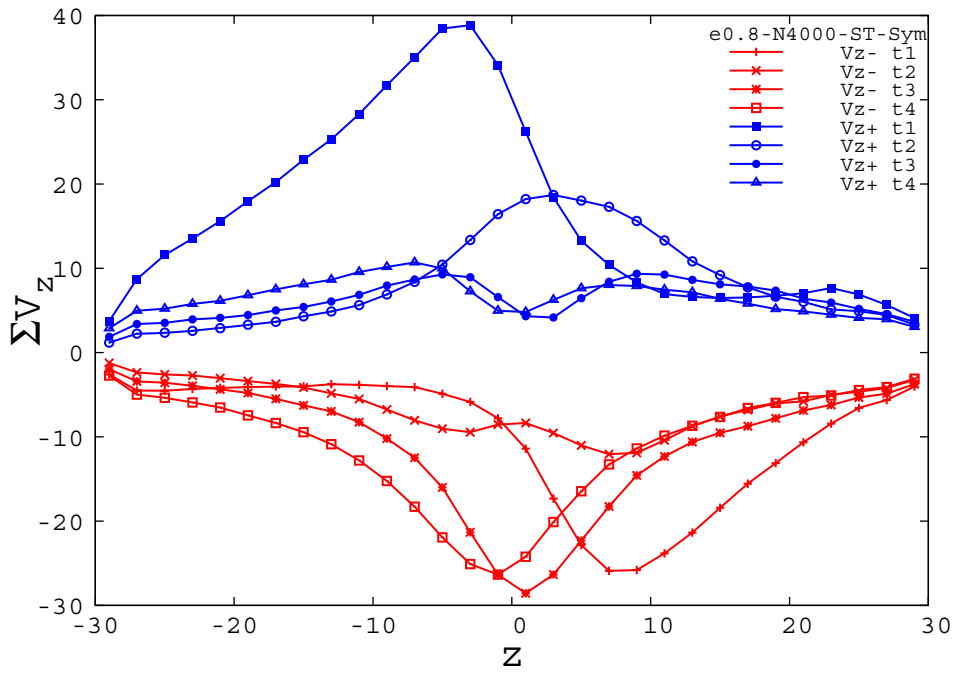


Figure 2.2 - 8: Simulations of granular gas in 3d rectangular cell

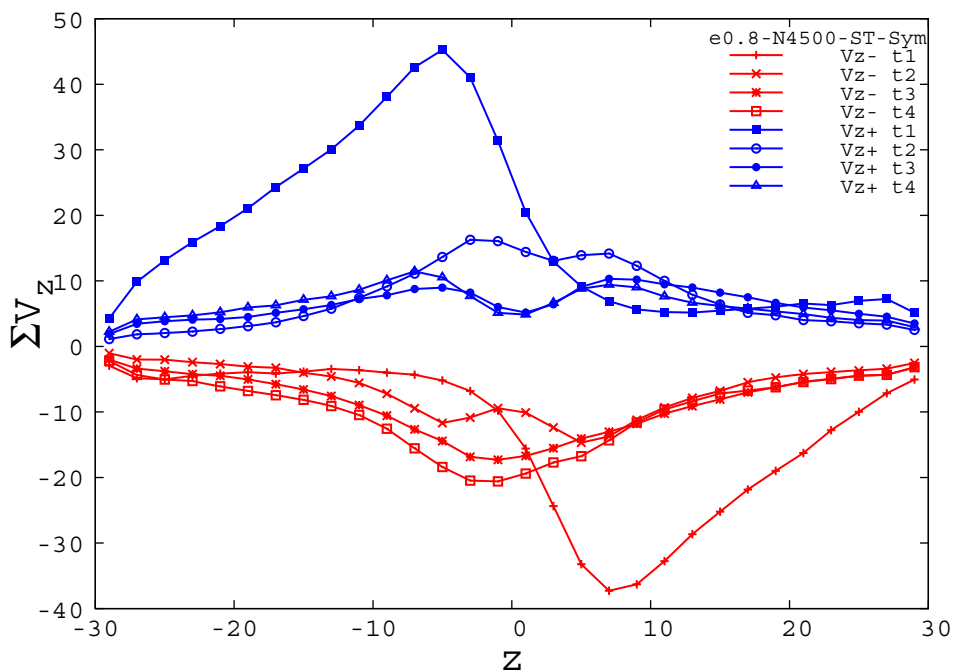


Figure 2.2 - 9: Simulations of granular gas in 3d rectangular cell



2.3) with  $e = 0.9$

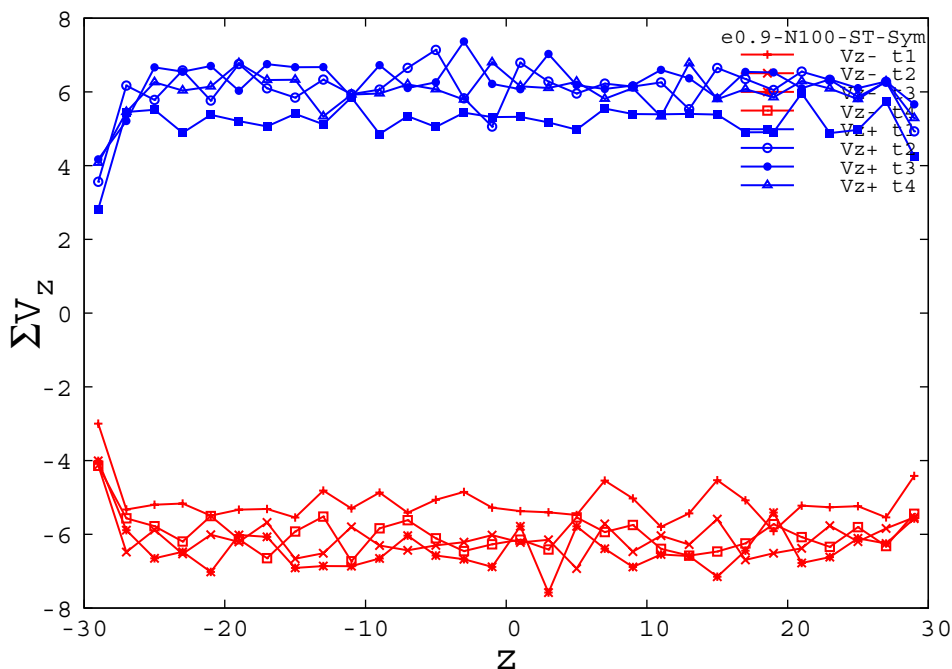


Figure 2.3 - 1: Simulations of granular gas in 3d rectangular cell

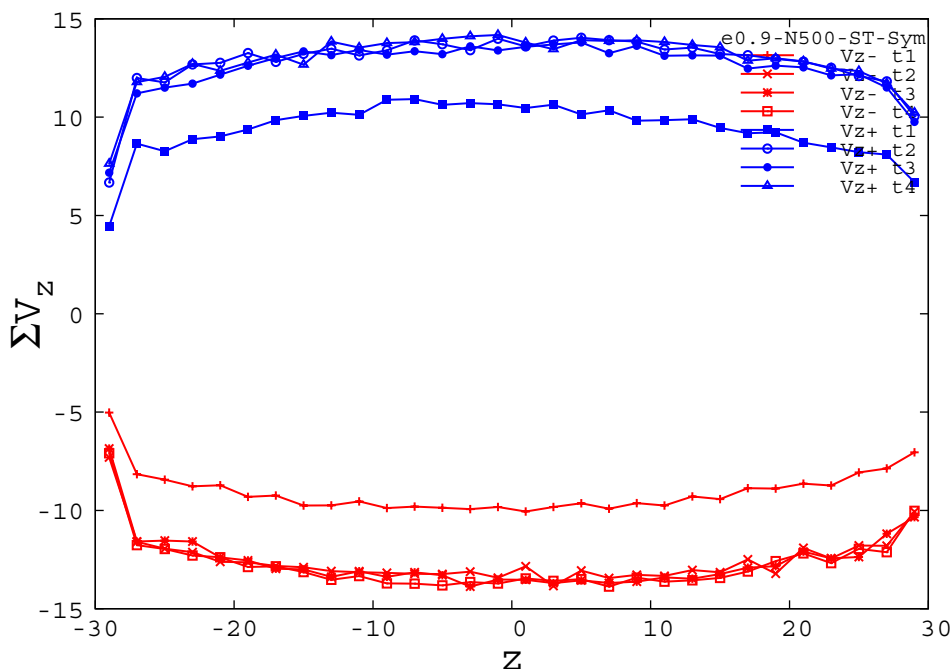


Figure 2.3 - 2: Simulations of granular gas in 3d rectangular cell

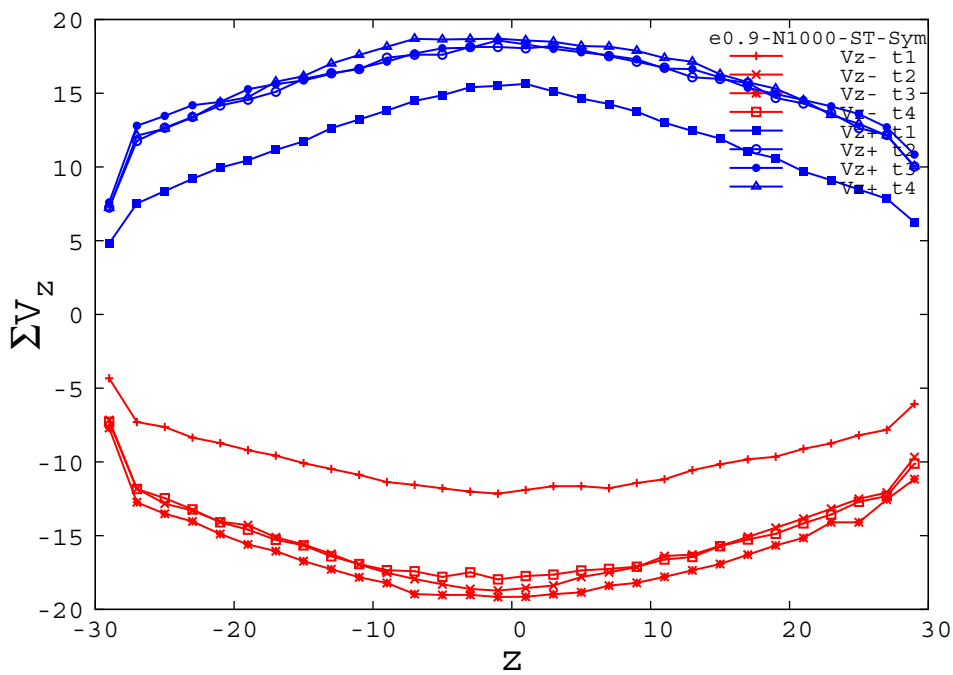


Figure 2.3 - 3: Simulations of granular gas in 3d rectangular cell

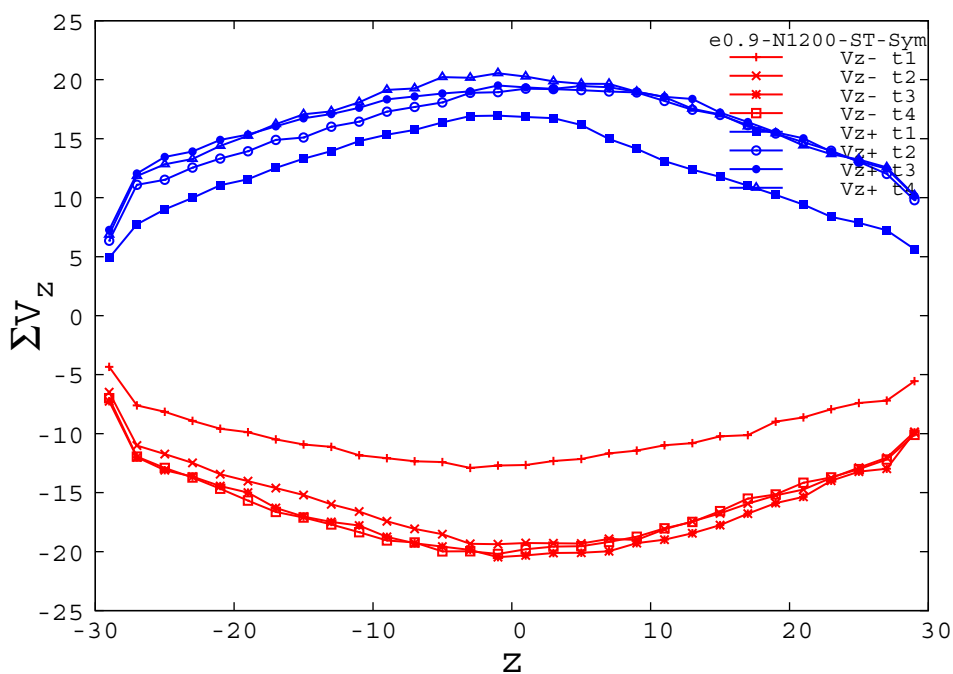


Figure 2.3 - 4: Simulations of granular gas in 3d rectangular cell

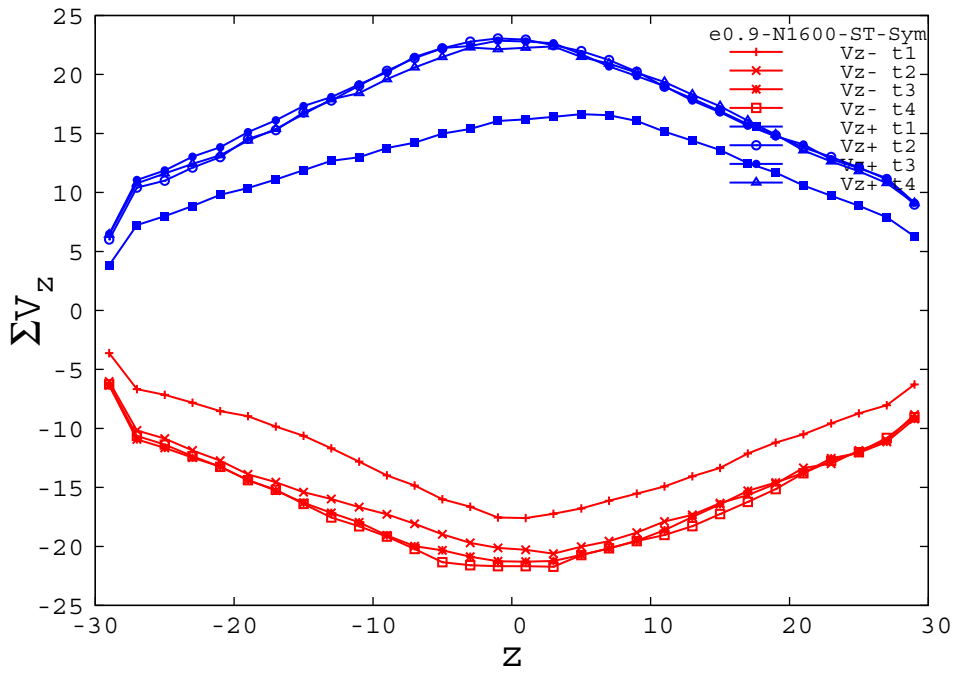


Figure 2.3 - 5: Simulations of granular gas in 3d rectangular cell

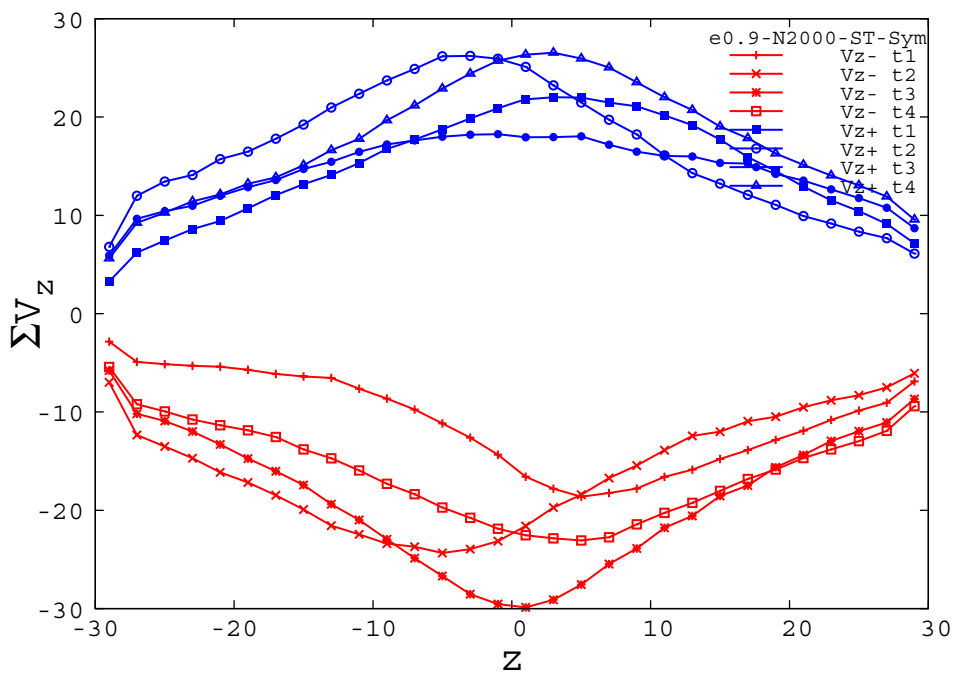


Figure 2.3 - 6: Simulations of granular gas in 3d rectangular cell

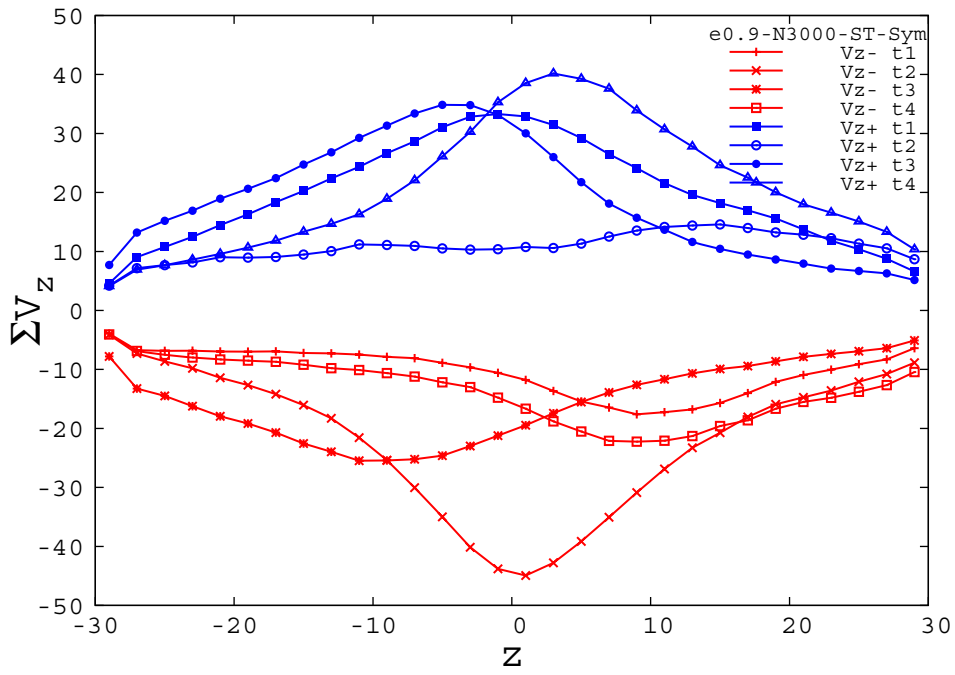


Figure 2.3 - 7: Simulations of granular gas in 3d rectangular cell

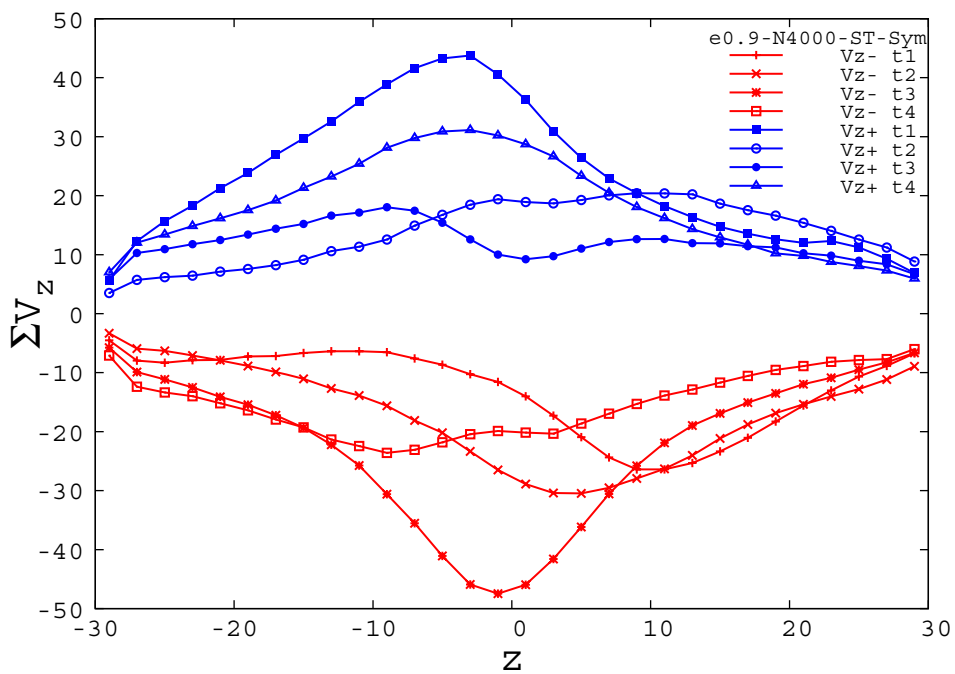


Figure 2.3 - 8: Simulations of granular gas in 3d rectangular cell

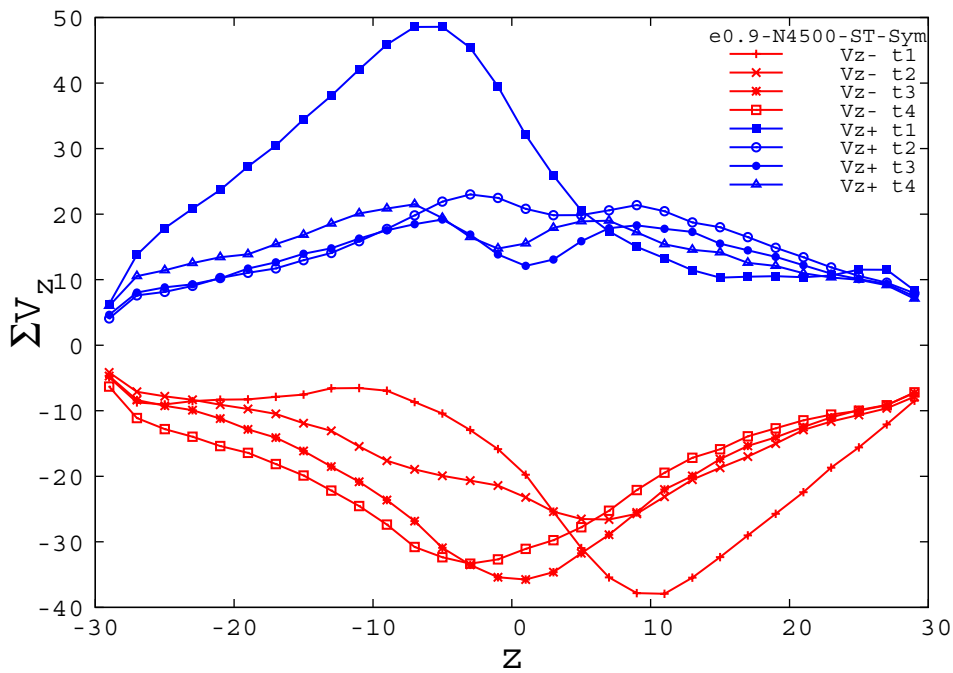
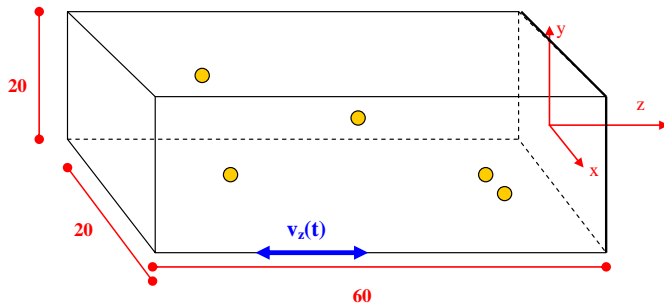


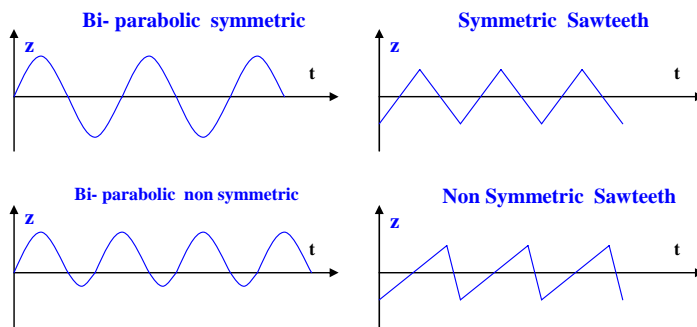
Figure 2.3 - 9: Simulations of granular gas in 3d rectangular cell

## Appendix : Simulation technique

A program of molecular dynamics working in C has been used to simulate the dynamics of a colliding gas of equal spheres with dissipation, with equal mass  $m$ . Ball-ball collision is treated using inelastic restitution coefficient  $e=v_f/v_i$  ( $=0.9, 0.8$  or  $0.7$ ), excluding rotation effects and rotation parameters. Ball diameter  $D$  is the space unit ( $D=1$ ). Rectangular box is used with dimension  $(x,y,z) = (20*20*60)$ . Oz is along vibration; Transverse directions are Ox and Oy, no transverse motion of the box is imposed.



(a) The shape of the container



(b) Different excitation types of the vertical walls

We study 3d dynamics of  $N$  spheres ( $N=100, 500, 1200, 2000, 3000, 4000, 4500$ ) with different excitation (symmetric and non symmetric bi-parabola and sawteeth drivings, thermal excitation ( $\exp(-v^2/kt)$ ). In thermal excitation, balls which collide with moving wall get a random distribution according to the thermal noise. In bi-parabolic driving, the wall speed is assumed continuous and acceleration  $+\Gamma_1$  is applied during  $T_1$ , then changes to  $-\Gamma_2$  during  $T_2$  and conversely; so a period  $T=T_1+T_2$ , and the continuity condition leads to  $\Gamma_1 T_1 = \Gamma_2 T_2$ . This excitation is quite similar to a symmetric sinus wave when  $\Gamma_1 = \Gamma_2$ .

The program finds ball-ball and ball-wall collisions and the snapshots of ball positions and speeds are recorded every  $(N/10)$  collisions; The program stops after  $100*N$  collisions and contains  $1000*$  snapshots of 3d- cell and balls. Steady state is obtained after some time. The cell is cut into 59 bins perpendicular to vibration direction, and the different local quantities are averaged over two consecutive bins.

Dynamics is studied in displaying different parameters such as the **probability distribution functions (pdf)** of the speed coordinates  $V_z$ , and  $V_x$  (along and perpendicular to excitation respectively) at different position  $z$ , the density distribution  $n(z)$ , the speed distribution  $V_z(z)$  as a function of the position  $z$ , the mean speed  $\langle V_z \rangle = \sum_{\text{particles}} m V_z / (\sum_{\text{particles}} m)$ , which is also the mean flow, the mean temperature  $kT/m = \sum_{\text{particles}} V_z^2 / (\sum_{\text{particles}})$  and the mean pressure  $P_z = \sum_{\text{particles}} m V_z^2$ . Only normal restitution coefficient  $e$  is introduced to take account of dissipation; No rotation and friction is included.

We also separate the particles into two sets at a given instant, *i.e.* those ones which move towards  $z^+$  (positive  $V_z$ ), and those ones which move towards  $z^-$  (negative  $V_z$ ) and we plot the same quantities with respect to these directions, *i.e.* the density distribution  $n^{(\pm)}(z)$ , the speed distribution  $V_z(z)$  as a function of the position  $z$ , the mean speed  $\langle V_z^{(\pm)} \rangle = \sum_{\text{particles}} m V_z^{(\pm)} / (\sum_{\text{particles}} m)$ , which is also the mean flow in + or -  $z$ , the mean temperature  $kT/m = \sum_{\text{particles}} (V_z^{(\pm)})^2 / (\sum_{\text{particles}})$  and the mean pressure  $P_z = \sum_{\text{particles}} m (V_z^{(\pm)})^2$ , on graphs.

### Figure symbols and abbreviations:

- |                                            |                                     |                               |
|--------------------------------------------|-------------------------------------|-------------------------------|
| e0.9: coefficient of restitution $e = 0.9$ | N***: number of particles $N = ***$ | BP: bi-parabolic driving      |
| ST: saw-tooth driving                      | Sym: symmetrical driving            | Nsym: Non-symmetrical driving |

**Acknowledgements:** CNES, CNSA, ECP, ESA and IOP-CAS are greatly thanked for partial funding. This work has been obtained during a stay of Liu Rui in Lab MSSMat which has been supported by China grant.

<sup>1</sup> Invited scholar at ECP, from IOP-CAS, Alan [liurui04@mails.gucas.ac.cn](mailto:liurui04@mails.gucas.ac.cn)

<sup>2</sup> Invited Professor at ECP, from IOP-CAS, mayhou [mayhou@aphy.iphy.ac.cn](mailto:mayhou@aphy.iphy.ac.cn)

## References

- [1] T. Poschell & S. Luding, *Granular Gases*, Lectures Notes in Physics **564**, (Springer-Verlag, Berlin, 2001); *Granular Gas Dynamics*, Lectures Notes in Physics **624**, edited by T. Poschel and N. V. Brilliantov, (Springer-Verlag, Berlin, 2003); A. Barrat, E. Trizac & M.H. Ernst, "Granular gases: dynamics and collective effects", [arXiv:cond-mat/0411435 v2](https://arxiv.org/abs/cond-mat/0411435), 3/12/2004, published in J. Phys. C (2005); S.Luding, R.Cafiero, H.J. Herrmann, "Driven Granular Gas", in *Granular Gas Dynamics*, Lectures Notes in Physics 624, edited by T. Poschel and N. V. Brilliantov, (Springer-Verlag, Berlin, 2003), 293
- [2] J. Javier Brey, F. Moreno, R. Garcia-Rojo and M. J. Ruiz-Montero, "Hydrodynamic Maxwell Demon in granular systems", *Phys. Rev. E* **65**, p. 11305 (2001). I. Goldhirsch, "Rapid granular flow", *Annu. Rev. Fluid Mech.* **35**, 267 (2003) ;
- [3] E. Falcon, R. Wunenburger, P. Evesque, S. Fauve, C. Chabot, Y. Garrabos & D. Beysens; *Phys. Rev. Lett.* **83** (12 juillet 1999) 440-443 ; E. Falcon, P. Evesque, F. Palencia, C. Lecoutre-Chabot, S. Fauve, D. Beysens & Y. Garrabos, Collision statistics in a dilute granular gas fluidized by vibrations in low gravity, *Europhys. Lett* **74**, 830- (2006) ; M. Leconte, Y. Garrabos, E. Falcon, C. Lecoutre-Chabot, F. Palencia, P. Evesque, D. Beysens, , *Journal of Statistical Mechanics: Theory and experiment*, P07012 (2006); P. Evesque, Y. Garrabos, C. Lecoutre, F. Palencia, and D. Beysens, Dilute dissipative granular gas in Knudsen regime and in micro-gravity: evidence for a "velostat" as boundary conditions, Powders & Grains 2005, Stuttgart, July 18-22, 2005, in *Powders & Grains 2005*, (Garcia-Rojo, Herrmann, McNamara ed., Balkema 2005), pp. 1107-1111; P. Evesque, E. Falcon, R. Wunenburger, S. Fauve, C. Lecoutre-Chabot, Y. Garrabos & D. Beysens, "Gas-cluster transition of granular matter under vibration in microgravity", In "Proceedings of the First international Symposium on Microgravity Research & Applications in Physical Science and Biotechnology", Sorrento, Italy, 10-15 Sept 2000, pp. 829-834 ; P. Evesque, F. Palencia, C. Lecoutre-Chabot, D. Beysens and Y. Garrabos, ISPS 2004 (Toronto- 23-27 may 2004); *Microgravity Sci. Technol.* **XVI-1**, 280-284 (2005); M. Leconte, Y. Garrabos, F. Palencia, C. Lecoutre, P. Evesque, D. Beysens, "Inelastic ball-plane impact: An accurate way to measure the normal restitution coefficient", *Appl. Phys. Lett.* **89**, 243518 (2006); M. Hou, R. Liu, G. Zhai, Z. Sun, K. Lu , Y. Garrabos and P. Evesque , Velocity distribution of vibration-driven granular gas in Knudsen regime, *MicroGravity Sc. Technol.* (accepted 2008)
- [4] P. Evesque: Comparison between Classical-Gas behaviours and Granular-Gas ones in micro-gravity : *Poudres & Grains* **15**, 60-82 (2001) ; P. Evesque: Is Dissipative Granular Gas in Knudsen Regime Excited by Vibration Biphasic? *Poudres & Grains* **15**, 18-34 (2005); P. Evesque: On the role of boundary condition on the speed- & impact- distributions in dissipative granular gases in Knudsen regime excited by vibration *Poudres & Grains* **15**, 1-16 (2005) ; P. Evesque: *Poudres & Grains* **13**, 20-26 (2003), [http://www.mssmat.ecp.fr/html\\_petg/rubrique.php?id\\_rubrique=1](http://www.mssmat.ecp.fr/html_petg/rubrique.php?id_rubrique=1) P. Evesque, "A model of dissipative granular gas: the ultimate case of complete inelasticity of grain-grain collision", Powders & Grains 2005, Stuttgart, July 18-22, 2005, in *Powders & Grains 2005*, (Garcia-Rojo, Herrmann, McNamara ed., Balkema 2005), pp. 1131-1134
- [5] P. Evesque: Boundary conditions and the dynamics of a dissipative granular gas: slightly dense case; *poudres & grains* **16** (3), 38-62 (Septembre 2007), and ref there in.
- [6] J. S. van Zon and F. C. MacKintosh, "Velocity Distributions in Dissipative Granular Gases", *Phys.Rev. Lett.* **93**, 038001 (2004)
- [7] W. A. M. Morgado & E. R. Mucciolo; Numerical simulation of vibrated granular gases under realistic boundary conditions; [arXiv:Cond-Mat/0204084v1](https://arxiv.org/abs/Cond-Mat/0204084v1) (2002)

## Notice pour les auteurs de

### *poudres & grains* :

#### Objet de la publication

*poudres & grains* est une revue publiant des articles scientifiques originaux dont le sujet traite des matériaux en grains, en poudre ou assimilés; elle est couverte par le copyright. Elle s'adresse à des professionnels de la recherche et de l'enseignement des secteurs public et privé. Chaque numéro a une version imprimée conservée à la Bibliothèque de France. La reproduction intégrale des articles et/ou de la revue pour des usages personnels ou afin d'archivage est autorisé et peut se faire par téléchargement. Une autorisation doit être demandée pour des reproductions même partielles.

**Soumission des articles:** Les articles doivent être des originaux; un transfert de copyright doit être signé, spécifiant que l'auteur accepte les règles éditoriales, surtout celles relatives aux commentaires scientifiques, car les articles sont ouverts à discussion scientifique. Des liens électroniques seront établis dans la mesure du possible.

#### Règles éditoriales:

##### Tout auteur scientifique doit

- Décrire honnêtement les résultats qu'il a obtenus tant théoriques qu'expérimentaux.
- Accepter et favoriser le débat honnête entre scientifiques.
- Ne pas faire de querelles de personne.
- Respecter les droits des autres auteurs scientifiques et de l'antériorité scientifique en particulier.

*Tout manquement à ces règles supprime l'accès à la publication. L'auteur est seul responsable du contenu de l'article. Une commission éditoriale donne son avis au besoin; mais le vrai travail de rapporteur doit être exécuté a posteriori après publication, par la communauté scientifique.*

##### Tout lecteur scientifique doit

- Faire une analyse critique des articles scientifiques qu'il lit de manière à se forger sa propre opinion
- A la suite d'une lecture scientifique, porter à la connaissance des lecteurs scientifiques des résultats faisant partie du domaine public et exprimant les mêmes résultats ou des résultats contraires à ceux qu'il vient de lire.

#### Notice de Mise en Page et Règles Typographiques

La langue de la revue est le **français** ou l'**anglais**. **Longueur maximum de l'article:** 20pages; **format A5, lisible par Acrobat reader (format pdf).**

**marges:** haut: 1cm ; bas: 1cm ; gauche: 1.25cm ; droite: 1.25cm;  
reliure: 0cm; entête haut:0.9cm; entête bas: 0.9cm

**Polices:** police général: times new roman 10 ou symbol 10

police pour les références, les légendes des figures, le résumé (abstract): times 8

abstract en italique sauf pour les caractères "symbole" ou en exposant ou en indice

police du nom des auteurs: times new roman 13

police du Titre: times new roman 13

**paragraphes:** en interligne simple

**ligne d'Espacement entre les paragraphes:** Général: 6pts

Que ce soit (i) entre 2 sections, (ii) pour la 1<sup>ère</sup> ligne du texte, (iii) avant, après ou entre équation.

**Retraits de la première ligne d'un paragraphe:**

Pas de retrait après une entête;

Autrement retrait de 0.75 cm

**Entête de page** contient 1 ligne avec à gauche l'Auteur et un titre abrégé (en italique, times new roman 8); à droite le n° de page en times new roman 10, puis 1 ligne vide de caractère, taille 8pts.

**Exemple:** *A.Parson et al./ short title*

- 320 -

**Pied de page** contient 1 ligne vide de 6pts,

puis 1 ligne contenant le nom de la revue (*poudres & grains*), son numéro (en gras times new roman 8), les numéros de pages et la date de parution. Attention le p et le g sont en times new roman 10 italique

**Exemple:** *poudres & grains* **6**, 10-16 ( août-septembre 1999)

**Adresse:** ne pas oublier de donner l'e-mail

**Couverture:** times new roman 12 (en gras italique pour le n° et la date; en italique pour le nom et la page).

**Adresse:** P. Evesque, éditeur, 33 1 41 13 12 18; fax: 33 1 41 13 14 42; E-mail: [evesque@mssmat.epc.fr](mailto:evesque@mssmat.epc.fr)  
Lab MSSM, Ecole Centrale Paris, 92295 Châtenay-Malabry, France; **web:** [prunier.mms.epc.fr](http://prunier.mms.epc.fr)